

MISSISSIPPI LEGISLATURE

REGULAR SESSION 2016

By: Representatives Gunn, Arnold, Bounds,
Carpenter, Gipson, Shirley, Boyd, Eubanks

To: Judiciary B

HOUSE BILL NO. 1523
(As Sent to Governor)

1 AN ACT TO CREATE THE "PROTECTING FREEDOM OF CONSCIENCE FROM
2 GOVERNMENT DISCRIMINATION ACT"; TO PROVIDE CERTAIN PROTECTIONS
3 REGARDING A SINCERELY HELD RELIGIOUS BELIEF OR MORAL CONVICTION
4 FOR PERSONS, RELIGIOUS ORGANIZATIONS AND PRIVATE ASSOCIATIONS; TO
5 DEFINE A DISCRIMINATORY ACTION FOR PURPOSES OF THIS ACT; TO
6 PROVIDE THAT A PERSON MAY ASSERT A VIOLATION OF THIS ACT AS A
7 CLAIM AGAINST THE GOVERNMENT; TO PROVIDE CERTAIN REMEDIES; TO
8 REQUIRE A PERSON BRINGING A CLAIM UNDER THIS ACT TO DO SO NOT
9 LATER THAN TWO YEARS AFTER THE DISCRIMINATORY ACTION WAS TAKEN; TO
10 PROVIDE CERTAIN DEFINITIONS; AND FOR RELATED PURPOSES.

11 BE IT ENACTED BY THE LEGISLATURE OF THE STATE OF MISSISSIPPI:

12 **SECTION 1.** This act shall be known and may be cited as the
13 "Protecting Freedom of Conscience from Government Discrimination
14 Act."

15 **SECTION 2.** The sincerely held religious beliefs or moral
16 convictions protected by this act are the belief or conviction
17 that:

18 (a) Marriage is or should be recognized as the union of
19 one man and one woman;

20 (b) Sexual relations are properly reserved to such a
21 marriage; and



22 (c) Male (man) or female (woman) refer to an
23 individual's immutable biological sex as objectively determined by
24 anatomy and genetics at time of birth.

25 SECTION 3. (1) The state government shall not take any
26 discriminatory action against a religious organization wholly or
27 partially on the basis that such organization:

28 (a) Solemnizes or declines to solemnize any marriage,
29 or provides or declines to provide services, accommodations,
30 facilities, goods or privileges for a purpose related to the
31 solemnization, formation, celebration or recognition of any
32 marriage, based upon or in a manner consistent with a sincerely
33 held religious belief or moral conviction described in Section 2
34 of this act;

35 (b) Makes any employment-related decision including,
36 but not limited to, the decision whether or not to hire, terminate
37 or discipline an individual whose conduct or religious beliefs are
38 inconsistent with those of the religious organization, based upon
39 or in a manner consistent with a sincerely held religious belief
40 or moral conviction described in Section 2 of this act; or

41 (c) Makes any decision concerning the sale, rental,
42 occupancy of, or terms and conditions of occupying a dwelling or
43 other housing under its control, based upon or in a manner
44 consistent with a sincerely held religious belief or moral
45 conviction described in Section 2 of this act.



46 (2) The state government shall not take any discriminatory
47 action against a religious organization that advertises, provides
48 or facilitates adoption or foster care, wholly or partially on the
49 basis that such organization has provided or declined to provide
50 any adoption or foster care service, or related service, based
51 upon or in a manner consistent with a sincerely held religious
52 belief or moral conviction described in Section 2 of this act.

53 (3) The state government shall not take any discriminatory
54 action against a person who the state grants custody of a foster
55 or adoptive child, or who seeks from the state custody of a foster
56 or adoptive child, wholly or partially on the basis that the
57 person guides, instructs or raises a child, or intends to guide,
58 instruct, or raise a child based upon or in a manner consistent
59 with a sincerely held religious belief or moral conviction
60 described in Section 2 of this act.

61 (4) The state government shall not take any discriminatory
62 action against a person wholly or partially on the basis that the
63 person declines to participate in the provision of treatments,
64 counseling, or surgeries related to sex reassignment or gender
65 identity transitioning or declines to participate in the provision
66 of psychological, counseling, or fertility services based upon a
67 sincerely held religious belief or moral conviction described in
68 Section 2 of this act. This subsection (4) shall not be construed
69 to allow any person to deny visitation, recognition of a
70 designated representative for health care decision-making, or



71 emergency medical treatment necessary to cure an illness or injury
72 as required by law.

73 (5) The state government shall not take any discriminatory
74 action against a person wholly or partially on the basis that the
75 person has provided or declined to provide the following services,
76 accommodations, facilities, goods, or privileges for a purpose
77 related to the solemnization, formation, celebration, or
78 recognition of any marriage, based upon or in a manner consistent
79 with a sincerely held religious belief or moral conviction
80 described in Section 2 of this act:

81 (a) Photography, poetry, videography, disc-jockey
82 services, wedding planning, printing, publishing or similar
83 marriage-related goods or services; or

84 (b) Floral arrangements, dress making, cake or pastry
85 artistry, assembly-hall or other wedding-venue rentals, limousine
86 or other car-service rentals, jewelry sales and services, or
87 similar marriage-related services, accommodations, facilities or
88 goods.

89 (6) The state government shall not take any discriminatory
90 action against a person wholly or partially on the basis that the
91 person establishes sex-specific standards or policies concerning
92 employee or student dress or grooming, or concerning access to
93 restrooms, spas, baths, showers, dressing rooms, locker rooms, or
94 other intimate facilities or settings, based upon or in a manner



95 consistent with a sincerely held religious belief or moral
96 conviction described in Section 2 of this act.

97 (7) The state government shall not take any discriminatory
98 action against a state employee wholly or partially on the basis
99 that such employee lawfully speaks or engages in expressive
100 conduct based upon or in a manner consistent with a sincerely held
101 religious belief or moral conviction described in Section 2 of
102 this act, so long as:

103 (a) If the employee's speech or expressive conduct
104 occurs in the workplace, that speech or expressive conduct is
105 consistent with the time, place, manner and frequency of any other
106 expression of a religious, political, or moral belief or
107 conviction allowed; or

108 (b) If the employee's speech or expressive conduct
109 occurs outside the workplace, that speech or expressive conduct is
110 in the employee's personal capacity and outside the course of
111 performing work duties.

112 (8) (a) Any person employed or acting on behalf of the
113 state government who has authority to authorize or license
114 marriages, including, but not limited to, clerks, registers of
115 deeds or their deputies, may seek recusal from authorizing or
116 licensing lawful marriages based upon or in a manner consistent
117 with a sincerely held religious belief or moral conviction
118 described in Section 2 of this act. Any person making such
119 recusal shall provide prior written notice to the State Registrar



120 of Vital Records who shall keep a record of such recusal, and the
121 state government shall not take any discriminatory action against
122 that person wholly or partially on the basis of such recusal. The
123 person who is recusing himself or herself shall take all necessary
124 steps to ensure that the authorization and licensing of any
125 legally valid marriage is not impeded or delayed as a result of
126 any recusal.

127 (b) Any person employed or acting on behalf of the
128 state government who has authority to perform or solemnize
129 marriages, including, but not limited to, judges, magistrates,
130 justices of the peace or their deputies, may seek recusal from
131 performing or solemnizing lawful marriages based upon or in a
132 manner consistent with a sincerely held religious belief or moral
133 conviction described in Section 2 of this act. Any person making
134 such recusal shall provide prior written notice to the
135 Administrative Office of Courts, and the state government shall
136 not take any discriminatory action against that person wholly or
137 partially on the basis of such recusal. The Administrative Office
138 of Courts shall take all necessary steps to ensure that the
139 performance or solemnization of any legally valid marriage is not
140 impeded or delayed as a result of any recusal.

141 **SECTION 4.** (1) As used in this act, discriminatory action
142 includes any action taken by the state government to:

143 (a) Alter in any way the tax treatment of, or cause any
144 tax, penalty, or payment to be assessed against, or deny, delay,



145 revoke, or otherwise make unavailable an exemption from taxation
146 of any person referred to in Section 3 of this act;

147 (b) Disallow, deny or otherwise make unavailable a
148 deduction for state tax purposes of any charitable contribution
149 made to or by such person;

150 (c) Withhold, reduce, exclude, terminate, materially
151 alter the terms or conditions of, or otherwise make unavailable or
152 deny any state grant, contract, subcontract, cooperative
153 agreement, guarantee, loan, scholarship, or other similar benefit
154 from or to such person;

155 (d) Withhold, reduce, exclude, terminate, materially
156 alter the terms or conditions of, or otherwise make unavailable or
157 deny any entitlement or benefit under a state benefit program from
158 or to such person;

159 (e) Impose, levy or assess a monetary fine, fee,
160 penalty or injunction;

161 (f) Withhold, reduce, exclude, terminate, materially
162 alter the terms or conditions of, or otherwise make unavailable or
163 deny any license, certification, accreditation, custody award or
164 agreement, diploma, grade, recognition, or other similar benefit,
165 position, or status from or to any person; or

166 (g) Refuse to hire or promote, force to resign, fire,
167 demote, sanction, discipline, materially alter the terms or
168 conditions of employment, or retaliate or take other adverse



169 employment action against a person employed or commissioned by the
170 state government.

171 (2) The state government shall consider accredited, licensed
172 or certified any person that would otherwise be accredited,
173 licensed or certified, respectively, for any purposes under state
174 law but for a determination against such person wholly or
175 partially on the basis that the person believes, speaks or acts in
176 accordance with a sincerely held religious belief or moral
177 conviction described in Section 2 of this act.

178 **SECTION 5.** (1) A person may assert a violation of this act
179 as a claim against the state government in any judicial or
180 administrative proceeding or as defense in any judicial or
181 administrative proceeding without regard to whether the proceeding
182 is brought by or in the name of the state government, any private
183 person or any other party.

184 (2) An action under this act may be commenced, and relief
185 may be granted, in a court of the state without regard to whether
186 the person commencing the action has sought or exhausted available
187 administrative remedies.

188 (3) Violations of this act which are properly governed by
189 Chapter 46, Title 11, Mississippi Code of 1972, shall be brought
190 in accordance with that chapter.

191 **SECTION 6.** An aggrieved person must first seek injunctive
192 relief to prevent or remedy a violation of this act or the effects
193 of a violation of this act. If injunctive relief is granted by



194 the court and the injunction is thereafter violated, then and only
195 then may the aggrieved party, subject to the limitations of
196 liability set forth in Section 11-46-15, seek the following:

197 (a) Compensatory damages for pecuniary and nonpecuniary
198 losses;

199 (b) Reasonable attorneys' fees and costs; and

200 (c) Any other appropriate relief, except that only
201 declaratory relief and injunctive relief shall be available
202 against a private person not acting under color of state law upon
203 a successful assertion of a claim or defense under this act.

204 **SECTION 7.** A person must bring an action to assert a claim
205 under this act not later than two (2) years after the date that
206 the person knew or should have known that a discriminatory action
207 was taken against that person.

208 **SECTION 8.** (1) This act shall be construed in favor of a
209 broad protection of free exercise of religious beliefs and moral
210 convictions, to the maximum extent permitted by the state and
211 federal constitutions.

212 (2) The protection of free exercise of religious beliefs and
213 moral convictions afforded by this act are in addition to the
214 protections provided under federal law, state law, and the state
215 and federal constitutions. Nothing in this act shall be construed
216 to preempt or repeal any state or local law that is equally or
217 more protective of free exercise of religious beliefs or moral
218 convictions. Nothing in this act shall be construed to narrow the



219 meaning or application of any state or local law protecting free
220 exercise of religious beliefs or moral convictions. Nothing in
221 this act shall be construed to prevent the state government from
222 providing, either directly or through an individual or entity not
223 seeking protection under this act, any benefit or service
224 authorized under state law.

225 (3) This act applies to, and in cases of conflict
226 supersedes, each statute of the state that impinges upon the free
227 exercise of religious beliefs and moral convictions protected by
228 this act, unless a conflicting statute is expressly made exempt
229 from the application of this act. This act also applies to, and
230 in cases of conflict supersedes, any ordinance, rule, regulation,
231 order, opinion, decision, practice or other exercise of the state
232 government's authority that impinges upon the free exercise of
233 religious beliefs or moral convictions protected by this act.

234 **SECTION 9.** As used in Sections 1 through 9 of this act, the
235 following words and phrases shall have the meanings ascribed in
236 this section unless the context clearly indicates otherwise:

237 (1) "State benefit program" means any program administered
238 or funded by the state, or by any agent on behalf of the state,
239 providing cash, payments, grants, contracts, loans or in-kind
240 assistance.

241 (2) "State government" means:

242 (a) The State of Mississippi or a political subdivision
243 of the state;



244 (b) Any agency of the state or of a political
245 subdivision of the state, including a department, bureau, board,
246 commission, council, court or public institution of higher
247 education;

248 (c) Any person acting under color of state law; and

249 (d) Any private party or third party suing under or
250 enforcing a law, ordinance, rule or regulation of the state or
251 political subdivision of the state.

252 (3) "Person" means:

253 (a) A natural person, in his or her individual
254 capacity, regardless of religious affiliation or lack thereof, or
255 in his or her capacity as a member, officer, owner, volunteer,
256 employee, manager, religious leader, clergy or minister of any
257 entity described in this section;

258 (b) A religious organization;

259 (c) A sole proprietorship, or closely held company,
260 partnership, association, organization, firm, corporation,
261 cooperative, trust, society or other closely held entity operating
262 with a sincerely held religious belief or moral conviction
263 described in this act; or

264 (d) Cooperatives, ventures or enterprises comprised of
265 two (2) or more individuals or entities described in this
266 subsection.

267 (4) "Religious organization" means:



268 (a) A house of worship, including, but not limited to,
269 churches, synagogues, shrines, mosques and temples;

270 (b) A religious group, corporation, association, school
271 or educational institution, ministry, order, society or similar
272 entity, regardless of whether it is integrated or affiliated with
273 a church or other house of worship; and

274 (c) An officer, owner, employee, manager, religious
275 leader, clergy or minister of an entity or organization described
276 in this subsection (4).

277 (5) "Adoption or foster care" or "adoption or foster care
278 service" means social services provided to or on behalf of
279 children, including:

280 (a) Assisting abused or neglected children;

281 (b) Teaching children and parents occupational,
282 homemaking and other domestic skills;

283 (c) Promoting foster parenting;

284 (d) Providing foster homes, residential care, group
285 homes or temporary group shelters for children;

286 (e) Recruiting foster parents;

287 (f) Placing children in foster homes;

288 (g) Licensing foster homes;

289 (h) Promoting adoption or recruiting adoptive parents;

290 (i) Assisting adoptions or supporting adoptive
291 families;

292 (j) Performing or assisting home studies;



- 293 (k) Assisting kinship guardianships or kinship
294 caregivers;
- 295 (l) Providing family preservation services;
- 296 (m) Providing family support services; and
- 297 (n) Providing temporary family reunification services.

298 **SECTION 10.** The provisions of Sections 1 through 9 of this
299 act shall be excluded from the application of Section 11-61-1.

300 **SECTION 11.** This act shall take effect and be in force from
301 and after July 1, 2016.



EXHIBIT NO. D-1
CAUSE NO. 3:16cv417 CWR-LRA
WITNESS Me [unclear]
CLERK JOYCE SMITH

JUN 23 2016

UNITED STATES DISTRICT COURT
SOUTHERN DISTRICT OF MISSISSIPPI
C. Bond, REPORTER

PewResearchCenter *Religion & Public Life*

Religious Landscape Study

RELIGIONS ([HTTP://WWW.PEWFORUM.ORG/RELIGIOUS-LANDSCAPE-STUDY/#RELIGIONS](http://www.pewforum.org/religious-landscape-study/#religions))
 GEOGRAPHY ([HTTP://WWW.PEWFORUM.ORG/RELIGIOUS-LANDSCAPE-STUDY/#GEOGRAPHY](http://www.pewforum.org/religious-landscape-study/#geography)) TOPICS & QUESTIONS
 ([HTTP://WWW.PEWFORUM.ORG/RELIGIOUS-LANDSCAPE-STUDY/#TOPICS-QUESTIONS](http://www.pewforum.org/religious-landscape-study/#topics-questions))
 ABOUT ([HTTP://WWW.PEWFORUM.ORG/ABOUT-THE-RELIGIOUS-LANDSCAPE-STUDY/](http://www.pewforum.org/about-the-religious-landscape-study/))

Views about same-sex marriage

% of adults who ...same-sex marriage

Share
Save Image


Chart	Table				
Survey year	Strongly favor/favor	Oppose/strongly oppose	Don't know	Sample Size	
2014	53%	39%	8%	35,071	

Sample sizes and margins of error vary from subgroup to subgroup, from year to year and from state to state. You can see the sample size for the estimates in this chart on rollover or in the last column of the table. And visit this table (<http://www.pewforum.org/about-the-religious-landscape-study/#data-details>) to see approximate margins of error for a group of a given size. Readers should always bear in mind the approximate margin of error for the group they are examining when making comparisons with other groups or assessing the significance of trends over time. For full question wording, see the survey questionnaire (http://www.pewforum.org/files/2016/11/201.11.03_RLS_il_questionnaire.pdf).

LEARN MORE: STRONGLY FAVOR/FAVOR ([HTTP://WWW.PEWFORUM.ORG/RELIGIOUS-LANDSCAPE-STUDY/VIEWS-ABOUT-SAME-SEX-MARRIAGE/STRONGLY-FAVORFAVOR/](http://www.pewforum.org/religious-landscape-study/views-about-same-sex-marriage/strongly-favor-favor/)), OPPOSE/STRONGLY OPPOSE ([HTTP://WWW.PEWFORUM.ORG/RELIGIOUS-LANDSCAPE-STUDY/VIEWS-ABOUT-SAME-SEX-MARRIAGE/OPPOSESTRONGLY-OPPOSE/](http://www.pewforum.org/religious-landscape-study/views-about-same-sex-marriage/oppose-strongly-oppose/))

Views about same-sex marriage by religious group

% of adults who ...same-sex marriage



Chart

Table

Share

Save Image

Religious tradition	Strongly favor/favor	Oppose/strongly oppose	Don't know	Sample Size
Buddhist	84%	13%	3%	264
Catholic	57%	34%	9%	7,202
Evangelical Protestant	28%	64%	7%	8,593
Hindu	68%	23%	9%	199
Historically Black Protestant	40%	52%	9%	1,916
Jehovah's Witness	14%	76%	10%	245
Jewish	77%	18%	5%	847
Mainline Protestant	57%	35%	8%	6,083
Mormon	26%	68%	6%	664
Muslim	42%	52%	6%	237
Orthodox Christian	54%	41%	5%	186
Unaffiliated (religious "nones")	78%	16%	6%	7,556

Sample sizes and margins of error vary from subgroup to subgroup, from year to year and from state to state. You can see the sample size for the estimates in this chart on rollover or in the last column of the table. And visit this table (<http://www.pewforum.org/about-the-religious-landscape-study/#data-details>) to see approximate margins of error for a group of a given size. Readers should always bear in mind the approximate margin of error for the group they are examining when making comparisons with other groups or assessing the significance of trends over time. For full question wording, see the survey questionnaire (http://www.pewforum.org/files/2015/11/201.11.03_RLS_IL_questionnaire.pdf).

LEARN MORE: STRONGLY FAVOR/FAVOR ([HTTP://WWW.PEWFORUM.ORG/RELIGIOUS-LANDSCAPE-STUDY/VIEWS-ABOUT-SAME-SEX-MARRIAGE/STRONGLY-FAVOR/FAVOR/](http://www.pewforum.org/religious-landscape-study/views-about-same-sex-marriage/strongly-favor/favor/)), OPPOSE/STRONGLY OPPOSE ([HTTP://WWW.PEWFORUM.ORG/RELIGIOUS-LANDSCAPE-STUDY/VIEWS-ABOUT-SAME-SEX-MARRIAGE/OPPOSE/STRONGLY-OPPOSE/](http://www.pewforum.org/religious-landscape-study/views-about-same-sex-marriage/oppose/strongly-oppose/))

SWITCH DISPLAY TO: RELIGIOUS GROUP BY VIEWS ABOUT SAME-SEX MARRIAGE ([HTTP://WWW.PEWFORUM.ORG/RELIGIOUS-LANDSCAPE-STUDY/COMPARE/RELIGIOUS-TRADITION/BY/VIEWS-ABOUT-SAME-SEX-MARRIAGE/](http://www.pewforum.org/religious-landscape-study/compare/religious-tradition/by/views-about-same-sex-marriage/))

BELIEFS ★ AND ★ PRACTICES

Belief in God by views about same-sex marriage

% of adults who say they...

Chart Table

Share

Save Image

Views about same-sex marriage	Believe in God; absolutely certain	Believe in God; fairly certain	Believe in God; not too/not at all certain	Believe in God; don't know	Do not believe in God	Other/don't know if they believe in God	Sample Size
Strongly favor/favor	48%	25%	8%	1%	15%	3%	18,708
Oppose/strongly oppose	82%	12%	2%	1%	2%	1%	13,702
Don't know	68%	19%	4%	2%	4%	3%	2,661

Sample sizes and margins of error vary from subgroup to subgroup, from year to year and from state to state. You can see the sample size for the estimates in this chart on rollover or in the last column of the table. And visit this table (<http://www.pewforum.org/about-the-religious-landscape-study/#data-details>) to see approximate margins of error for a group of a given size. Readers should always bear in mind the approximate margin of error for the group they are examining when making comparisons with other groups or assessing the significance of trends over time. For full question wording, see the survey questionnaire (http://www.pewforum.org/files/2015/11/2015.11.03_RLS_JI_questionnaire.pdf).

LEARN MORE: BELIEVE IN GOD; ABSOLUTELY CERTAIN ([HTTP://WWW.PEWFORUM.ORG/RELIGIOUS-LANDSCAPE-STUDY/VIEWS-ABOUT-SAME-SEX-MARRIAGE/AMONG/BELIEF-IN-GOD/BELIEVE-IN-GOD-ABSOLUTELY-CERTAIN/](http://www.pewforum.org/religious-landscape-study/views-about-same-sex-marriage/among/belief-in-god/believe-in-god-absolutely-certain/)), BELIEVE IN GOD; FAIRLY CERTAIN ([HTTP://WWW.PEWFORUM.ORG/RELIGIOUS-LANDSCAPE-STUDY/VIEWS-ABOUT-SAME-SEX-MARRIAGE/AMONG/BELIEF-IN-GOD/BELIEVE-IN-GOD-FAIRLY-CERTAIN/](http://www.pewforum.org/religious-landscape-study/views-about-same-sex-marriage/among/belief-in-god/believe-in-god-fairly-certain/)), BELIEVE IN GOD; NOT TOO/NOT AT ALL CERTAIN ([HTTP://WWW.PEWFORUM.ORG/RELIGIOUS-LANDSCAPE-STUDY/VIEWS-ABOUT-SAME-SEX-MARRIAGE/AMONG/BELIEF-IN-GOD/BELIEVE-IN-GOD-NOT-TOO-NOT-AT-ALL-CERTAIN/](http://www.pewforum.org/religious-landscape-study/views-about-same-sex-marriage/among/belief-in-god/believe-in-god-not-too-not-at-all-certain/)), DO NOT BELIEVE IN GOD ([HTTP://WWW.PEWFORUM.ORG/RELIGIOUS-LANDSCAPE-STUDY/VIEWS-ABOUT-SAME-SEX-MARRIAGE/AMONG/BELIEF-IN-GOD/DO-NOT-BELIEVE-IN-GOD/](http://www.pewforum.org/religious-landscape-study/views-about-same-sex-marriage/among/belief-in-god/do-not-believe-in-god/))

SWITCH DISPLAY TO: VIEWS ABOUT SAME-SEX MARRIAGE BY BELIEF IN GOD ([HTTP://WWW.PEWFORUM.ORG/RELIGIOUS-LANDSCAPE-STUDY/COMPARE/VIEWS-ABOUT-SAME-SEX-MARRIAGE/BY/BELIEF-IN-GOD/](http://www.pewforum.org/religious-landscape-study/compare/views-about-same-sex-marriage/by/belief-in-god/))

Importance of religion in one's life by views about same-sex marriage
% of adults who say religion is...

Views about same-sex marriage	Very Important	Somewhat Important	Not too Important	Not at all Important	Don't know	Sample Size
Strongly favor/favor	36%	30%	16%	17%	1%	18,708
Oppose/strongly oppose	76%	16%	4%	3%	1%	13,702
Don't know	59%	25%	7%	7%	3%	2,681

Sample sizes and margins of error vary from subgroup to subgroup, from year to year and from state to state. You can see the sample size for the estimates in this chart on rollover or in the last column of the table. And visit this table (<http://www.pewforum.org/about-the-religious-landscape-study/#data-detail>) to see approximate margins of error for a group of a given size. Readers should always bear in mind the approximate margin of error for the group they are examining when making comparisons with other groups or assessing the significance of trends over time. For full question wording, see the survey questionnaire (http://www.pewforum.org/files/2015/11/2015_11_03_RLS_IL_questionnaire.pdf).

LEARN MORE: VERY IMPORTANT (<http://www.pewforum.org/religious-landscape-study/views-about-same-sex-marriage/among/importance-of-religion-in-ones-life/very-important/>), SOMEWHAT IMPORTANT (<http://www.pewforum.org/religious-landscape-study/views-about-same-sex-marriage/among/importance-of-religion-in-ones-life/somewhat-important/>), NOT TOO IMPORTANT (<http://www.pewforum.org/religious-landscape-study/views-about-same-sex-marriage/among/importance-of-religion-in-ones-life/not-too-important/>), NOT AT ALL IMPORTANT (<http://www.pewforum.org/religious-landscape-study/views-about-same-sex-marriage/among/importance-of-religion-in-ones-life/not-at-all-important/>)

SWITCH DISPLAY TO: VIEWS ABOUT SAMESEX MARRIAGE BY IMPORTANCE OF RELIGION (<http://www.pewforum.org/religious-landscape-study/compare/views-about-same-sex-marriage/by/importance-of-religion-in-ones-life/>)

Attendance at religious services by views about same-sex marriage
% of adults who attend religious services...

Chart | Table

Share
Save Image

Views about same-sex marriage	At least once a week	Once or twice a month/a few times a year	Seldom/never	Don't know	Sample Size
Strongly favor/favor	21%	38%	41%	< 1%	18,708
Oppose/strongly oppose	56%	27%	16%	1%	13,702
Don't know	35%	35%	27%	2%	2,661

Sample sizes and margins of error vary from subgroup to subgroup, from year to year and from state to state. You can see the sample size for the estimates in this chart on rollover or in the last column of the table. And visit this table (<http://www.pewforum.org/about-the-religious-landscape-study/#data-details>) to see approximate margins of error for a group of a given size. Readers should always bear in mind the approximate margin of error for the group they are examining when making comparisons with other groups or assessing the significance of trends over time. For full question wording, see the survey questionnaire (http://www.pewforum.org/files/2015/11/2015.11.03_RLS_II_questionnaire.pdf).

LEARN MORE: AT LEAST ONCE A WEEK ([HTTP://WWW.PEWFORUM.ORG/RELIGIOUS-LANDSCAPE-STUDY/VIEWS-ABOUT-SAME-SEX-MARRIAGE/AMONG/ATTENDANCE-AT-RELIGIOUS-SERVICES/AT-LEAST-ONCE-A-WEEK/](http://www.pewforum.org/religious-landscape-study/views-about-same-sex-marriage/among/attendance-at-religious-services/at-least-once-a-week/)), ONCE OR TWICE A MONTH/A FEW TIMES A YEAR ([HTTP://WWW.PEWFORUM.ORG/RELIGIOUS-LANDSCAPE-STUDY/VIEWS-ABOUT-SAME-SEX-MARRIAGE/AMONG/ATTENDANCE-AT-RELIGIOUS-SERVICES/ONCE-OR-TWICE-A-MONTH-A-FEW-TIMES-A-YEAR/](http://www.pewforum.org/religious-landscape-study/views-about-same-sex-marriage/among/attendance-at-religious-services/once-or-twice-a-month-a-few-times-a-year/)), SELDOM/NEVER ([HTTP://WWW.PEWFORUM.ORG/RELIGIOUS-LANDSCAPE-STUDY/VIEWS-ABOUT-SAME-SEX-MARRIAGE/AMONG/ATTENDANCE-AT-RELIGIOUS-SERVICES/SELDOMNEVER/](http://www.pewforum.org/religious-landscape-study/views-about-same-sex-marriage/among/attendance-at-religious-services/seldomnever/))

SWITCH DISPLAY TO: VIEWS ABOUT SAME-SEX MARRIAGE BY RELIGIOUS ATTENDANCE ([HTTP://WWW.PEWFORUM.ORG/RELIGIOUS-LANDSCAPE-STUDY/COMPARE/VIEWS-ABOUT-SAME-SEX-MARRIAGE/BY/ATTENDANCE-AT-RELIGIOUS-SERVICES/](http://www.pewforum.org/religious-landscape-study/compare/views-about-same-sex-marriage/by/attendance-at-religious-services/))

Frequency of prayer by views about same-sex marriage

% of adults who pray...

Chart Table

Share

Save Image

Views about same-sex marriage	At least daily	Weekly	Monthly	Seldom/never	Don't know	Sample Size
Strongly favor/favor	41%	17%	7%	34%	1%	18,708
Oppose/strongly oppose	74%	13%	4%	9%	1%	13,702
Don't know	60%	15%	5%	15%	3%	2,661

Sample sizes and margins of error vary from subgroup to subgroup, from year to year and from state to state. You can see the sample size for the estimates in this chart on rollover or in the last column of the table. And visit this table (<http://www.pewforum.org/about-the-religious-landscape-study/#data-detail>) to see approximate margins of error for a group of a given size. Readers should always bear in mind the approximate margin of error for the group they are examining when making comparisons with other groups or assessing the significance of trends over time. For full question wording, see the survey questionnaire (http://www.pewforum.org/files/2015/11/2011.03_RLS_11_questionnaire.pdf).

LEARN MORE: AT LEAST DAILY ([HTTP://WWW.PEWFORUM.ORG/RELIGIOUS-LANDSCAPE-STUDY/VIEWS-ABOUT-SAME-SEX-MARRIAGE/AMONG/FREQUENCY-OF-PRAYER/AT-LEAST-DAILY/](http://www.pewforum.org/religious-landscape-study/views-about-same-sex-marriage/among/frequency-of-prayer/at-least-daily/)), WEEKLY ([HTTP://WWW.PEWFORUM.ORG/RELIGIOUS-LANDSCAPE-STUDY/VIEWS-ABOUT-SAME-SEX-MARRIAGE/AMONG/FREQUENCY-OF-PRAYER/WEEKLY/](http://www.pewforum.org/religious-landscape-study/views-about-same-sex-marriage/among/frequency-of-prayer/weekly/)), MONTHLY ([HTTP://WWW.PEWFORUM.ORG/RELIGIOUS-LANDSCAPE-STUDY/VIEWS-ABOUT-SAME-SEX-MARRIAGE/AMONG/FREQUENCY-OF-PRAYER/MONTHLY/](http://www.pewforum.org/religious-landscape-study/views-about-same-sex-marriage/among/frequency-of-prayer/monthly/)), SELDOM/NEVER ([HTTP://WWW.PEWFORUM.ORG/RELIGIOUS-LANDSCAPE-STUDY/VIEWS-ABOUT-SAME-SEX-MARRIAGE/AMONG/FREQUENCY-OF-PRAYER/SELDON/NEVER/](http://www.pewforum.org/religious-landscape-study/views-about-same-sex-marriage/among/frequency-of-prayer/seldom/never/))

SWITCH DISPLAY TO: VIEWS ABOUT SAME-SEX MARRIAGE BY FREQUENCY OF PRAYER ([HTTP://WWW.PEWFORUM.ORG/RELIGIOUS-LANDSCAPE-STUDY/COMPARE-VIEWS-ABOUT-SAME-SEX-MARRIAGE/BY/FREQUENCY-OF-PRAYER/](http://www.pewforum.org/religious-landscape-study/compare-views-about-same-sex-marriage/by/frequency-of-prayer/))

Frequency of participation in prayer, scripture study or religious education groups by views about same-sex marriage
% of adults who attend prayer group...

	At least once a week	Once or twice a month	Several times a year	Seldom/never	Don't know	Sample size
Views about same-sex marriage	12%	8%	7%	73%	< 1%	18,708
Strongly favor/favor	42%	11%	9%	38%	1%	13,702
Oppose/strongly oppose	26%	9%	9%	54%	3%	2,981
Don't know						

Sample sizes and margins of error vary from subgroup to subgroup, from year to year and from state to state. You can see the sample size for the estimates in this chart on rollover or in the last column of the table. And visit this table (<http://www.pewforum.org/about-the-religious-landscape-study/#data-detail>) to see approximate margins of error for a group of a given size. Readers should always bear in mind the approximate margin of error for the group they are examining when making comparisons with other groups or assessing the significance of trends over time. For full question wording, see the survey questionnaire (http://www.pewforum.org/files/2015/11/2011.03_RLS_11_questionnaire.pdf).

LEARN MORE: AT LEAST ONCE A WEEK (<http://www.pewforum.org/religious-landscape-study/views-about-same-sex-marriage/among/frequency-of-participation-in-prayer-scripture-study-or-religious-education-groups/at-least-once-a-week/>), ONCE OR TWICE A MONTH (<http://www.pewforum.org/religious-landscape-study/views-about-same-sex-marriage/among/frequency-of-participation-in-prayer-scripture-study-or-religious-education-groups/once-or-twice-a-month/>), SEVERAL TIMES A YEAR (<http://www.pewforum.org/religious-landscape-study/views-about-same-sex-marriage/among/frequency-of-participation-in-prayer-scripture-study-or-religious-education-groups/several-times-a-year/>), SELDOM/NEVER (<http://www.pewforum.org/religious-landscape-study/views-about-same-sex-marriage/among/frequency-of-participation-in-prayer-scripture-study-or-religious-education-groups/seldom/never/>)

SWITCH DISPLAY TO: VIEWS ABOUT SAME-SEX MARRIAGE BY ATTENDANCE AT PRAYER GROUPS (<http://www.pewforum.org/religious-landscape-study/compare-views-about-same-sex-marriage/by/frequency-of-participation-in-prayer-scripture-study-or-religious-education-groups/>)

Frequency of meditation by views about same-sex marriage
% of adults who meditate...

Chart	Table	At least once a week	Once or twice a month	Several times a year	Seldom/never	Don't know	Sample size
Views about same-sex marriage		33%	10%	5%	51%	1%	18,708
Strongly favor/favor		49%	7%	4%	38%	2%	13,702
Oppose/strongly oppose		45%	7%	3%	40%	5%	2,661
Don't know							

Sample sizes and margins of error vary from subgroup to subgroup, from year to year and from state to state. You can see the sample size for the estimates in this chart on rollover or in the last column of the table. And visit this table (<http://www.pewforum.org/about-the-religious-landscape-study/#data-details>) to see approximate margins of error for a group of a given size. Readers should always bear in mind the approximate margin of error for the group they are examining when making comparisons with other groups or assessing the significance of trends over time. For full question wording, see the survey questionnaire (http://www.pewforum.org/files/2015/11/2014.11.03_RLS_IL_questionnaire.pdf).

LEARN MORE: AT LEAST ONCE A WEEK (<http://www.pewforum.org/religious-landscape-study/views-about-same-sex-marriage/among/frequency-of-meditation/at-least-once-a-week/>), ONCE OR TWICE A MONTH (<http://www.pewforum.org/religious-landscape-study/views-about-same-sex-marriage/among/frequency-of-meditation/once-or-twice-a-month/>), SEVERAL TIMES A YEAR

(<http://www.pewforum.org/religious-landscape-study/views-about-same-sex-marriage/among/frequency-of-meditation/several-times-a-year/>),
[SELDOM/NEVER](http://www.pewforum.org/religious-landscape-study/views-about-same-sex-marriage/among/frequency-of-meditation/never/) (<http://www.pewforum.org/religious-landscape-study/views-about-same-sex-marriage/among/frequency-of-meditation/never/>)
[MEDITATION/SELDOM/NEVER/](http://www.pewforum.org/religious-landscape-study/views-about-same-sex-marriage/among/frequency-of-meditation/never/))

SWITCH DISPLAY TO: VIEWS ABOUT SAME-SEX MARRIAGE BY FREQUENCY OF MEDITATION (<http://www.pewforum.org/religious-landscape-study/compare/views-about-same-sex-marriage/by/frequency-of-meditation/>)

Frequency of feeling spiritual peace and wellbeing by views about same-sex marriage
% of adults who feel a sense of spiritual peace and wellbeing...

Chart	Table	At least once a week	Once or twice a month	Several times a year	Seldom/never	Don't know	Sample Size
Views about same-sex marriage		50%	17%	12%	20%	1%	18,708
Strongly favor/favor		70%	12%	7%	11%	1%	13,702
Oppose/strongly oppose		69%	13%	9%	15%	4%	2,661
Don't know							

Sample sizes and margins of error vary from subgroup to subgroup, from year to year and from state to state. You can see the sample size for the estimates in this chart on rollover or in the last column of the table. And visit this table (<http://www.pewforum.org/about-the-religious-landscape-study/#data-details>) to see approximate margins of error for a group of a given size. Readers should always bear in mind the approximate margin of error for the group they are examining when making comparisons with other groups or assessing the significance of trends over time. For full question wording, see the survey questionnaire (http://www.pewforum.org/files/2015/11/2013_11_09_RUS_11_questionnaire.pdf).

LEARN MORE: AT LEAST ONCE A WEEK (<http://www.pewforum.org/religious-landscape-study/views-about-same-sex-marriage/among/frequency-of-feeling-spiritual-peace-and-wellbeing/at-least-once-a-week/>), **ONCE OR TWICE A MONTH** (<http://www.pewforum.org/religious-landscape-study/views-about-same-sex-marriage/among/frequency-of-feeling-spiritual-peace-and-wellbeing/once-or-twice-a-month/>), **SEVERAL TIMES A YEAR** (<http://www.pewforum.org/religious-landscape-study/views-about-same-sex-marriage/among/frequency-of-feeling-spiritual-peace-and-wellbeing/several-times-a-year/>), **SELDOM/NEVER** (<http://www.pewforum.org/religious-landscape-study/views-about-same-sex-marriage/among/frequency-of-feeling-spiritual-peace-and-wellbeing/seldom/never/>)

SWITCH DISPLAY TO: VIEWS ABOUT SAME-SEX MARRIAGE BY FREQUENCY OF FEELINGS OF SPIRITUAL WELLBEING

([HTTP://WWW.PEWFORUM.ORG/RELIGIOUS-LANDSCAPE-STUDY/COMPARE/VIEWS-ABOUT-SAME-SEX-MARRIAGE/BY/FREQUENCY-OF-FEELING-SPIRITUAL-PEACE-AND-WELLBEING/](http://www.pewforum.org/religious-landscape-study/compare/views-about-same-sex-marriage/by/frequency-of-feeling-spiritual-peace-and-wellbeing/))

Frequency of feeling wonder about the universe by views about same-sex marriage

% of adults who feel a sense of wonder about the universe...

Chart Table

Share

Save Image

Views about same-sex marriage	At least once a week	Once or twice a month	Several times a year	Seldom/never	Don't know	Sample Size
Strongly favor/favor	46%	17%	14%	22%	1%	18,708
Oppose/strongly oppose	45%	15%	12%	26%	2%	13,702
Don't know	45%	12%	11%	29%	4%	2,661

Sample sizes and margins of error vary from subgroup to subgroup, from year to year and from state to state. You can see the sample size for the estimates in this chart on rollover or in the last column of the table. And visit this table (<http://www.pewforum.org/about-the-religious-landscape-study/#data-details>) to see approximate margins of error for a group of a given size. Readers should always bear in mind the approximate margin of error for the group they are examining when making comparisons with other groups or assessing the significance of trends over time. For full question wording, see the survey questionnaire (http://www.pewforum.org/files/2015/11/2015.11.03_RLS_II_questionnaire.pdf).

LEARN MORE: AT LEAST ONCE A WEEK ([HTTP://WWW.PEWFORUM.ORG/RELIGIOUS-LANDSCAPE-STUDY/VIEWS-ABOUT-SAME-SEX-MARRIAGE/AMONG/FREQUENCY-OF-FEELING-WONDER-ABOUT-THE-UNIVERSE/AT-LEAST-ONCE-A-WEEK/](http://www.pewforum.org/religious-landscape-study/views-about-same-sex-marriage/among/frequency-of-feeling-wonder-about-the-universe/at-least-once-a-week/)), ONCE OR TWICE A MONTH

([HTTP://WWW.PEWFORUM.ORG/RELIGIOUS-LANDSCAPE-STUDY/VIEWS-ABOUT-SAME-SEX-MARRIAGE/AMONG/FREQUENCY-OF-FEELING-WONDER-ABOUT-THE-UNIVERSE/ONCE-OR-TWICE-A-MONTH/](http://www.pewforum.org/religious-landscape-study/views-about-same-sex-marriage/among/frequency-of-feeling-wonder-about-the-universe/once-or-twice-a-month/)), SEVERAL TIMES A YEAR ([HTTP://WWW.PEWFORUM.ORG/RELIGIOUS-LANDSCAPE-STUDY/VIEWS-ABOUT-SAME-SEX-MARRIAGE/AMONG/FREQUENCY-OF-FEELING-WONDER-ABOUT-THE-UNIVERSE/SEVERAL-TIMES-A-YEAR/](http://www.pewforum.org/religious-landscape-study/views-about-same-sex-marriage/among/frequency-of-feeling-wonder-about-the-universe/several-times-a-year/)), SELDOM/NEVER

([HTTP://WWW.PEWFORUM.ORG/RELIGIOUS-LANDSCAPE-STUDY/VIEWS-ABOUT-SAME-SEX-MARRIAGE/AMONG/FREQUENCY-OF-FEELING-WONDER-ABOUT-THE-UNIVERSE/SELDONNEVER/](http://www.pewforum.org/religious-landscape-study/views-about-same-sex-marriage/among/frequency-of-feeling-wonder-about-the-universe/seldomnever/))

SWITCH DISPLAY TO: VIEWS ABOUT SAME-SEX MARRIAGE BY FREQUENCY FEELING A SENSE OF WONDER ABOUT THE UNIVERSE

([HTTP://WWW.PEWFORUM.ORG/RELIGIOUS-LANDSCAPE-STUDY/COMPARE/VIEWS-ABOUT-SAME-SEX-MARRIAGE/BY/FREQUENCY-OF-FEELING-WONDER-ABOUT-THE-UNIVERSE/](http://www.pewforum.org/religious-landscape-study/compare/views-about-same-sex-marriage/by/frequency-of-feeling-wonder-about-the-universe/))

Sources of guidance on right and wrong by views about same-sex marriage

% of adults who say they look to...most for guidance on right and wrong

Chart | Table

Share Save Image

Views about same-sex marriage	Religion	Philosophy/reason	Common sense	Science	Don't know	Sample size
Strongly favor/favor	17%	15%	53%	13%	2%	18,708
Oppose/strongly oppose	55%	5%	33%	5%	2%	13,702
Don't know	33%	7%	4.7%	6%	7%	2,661

Sample sizes and margins of error vary from subgroup to subgroup, from year to year and from state to state. You can see the sample size for the estimates in this chart on follow or in the last column of the table. And visit this table (<http://www.pewforum.org/about-the-religious-landscape-study/#data-details>) to see approximate margins of error for a group of a given size. Readers should always bear in mind the approximate margin of error for the group they are examining when making comparisons with other groups or assessing the significance of trends over time. For full question wording, see the survey questionnaire (http://www.pewforum.org/files/2015/11/2011.03_FL5_UL_questionnaire.pdf).

LEARN MORE: RELIGION (<http://www.pewforum.org/religious-landscape-study/views-about-same-sex-marriage/among/sources-of-guidance-on-right-and-wrong/religion/>), PHILOSOPHY/REASON (<http://www.pewforum.org/religious-landscape-study/views-about-same-sex-marriage/among/sources-of-guidance-on-right-and-wrong/philosophy/reason/>), COMMON SENSE (<http://www.pewforum.org/religious-landscape-study/views-about-same-sex-marriage/among/sources-of-guidance-on-right-and-wrong/common-sense/>), SCIENCE (<http://www.pewforum.org/religious-landscape-study/views-about-same-sex-marriage/among/sources-of-guidance-on-right-and-wrong/science/>)

SWITCH DISPLAY TO: VIEWS ABOUT SAME-SEX MARRIAGE BY SOURCES OF GUIDANCE ON RIGHT AND WRONG (<http://www.pewforum.org/religious-landscape-study/compare/views-about-same-sex-marriage/by/sources-of-guidance-on-right-and-wrong/>)

Belief in absolute standards for right and wrong by views about same-sex marriage

% of adults who say...

Chart | Table

Share Save Image

Views about same-sex marriage	There are clear standards for what is right and wrong	Right or wrong depends on the situation	Neither/both equally	Don't know	Sample Size
Strongly favor/favor	23%	76%	1%	1%	18,708
Oppose/strongly oppose	47%	50%	1%	1%	13,702
Don't know	33%	60%	3%	3%	2,661

Sample sizes and margins of error vary from subgroup to subgroup, from year to year and from state to state. You can see the sample size for the estimates in this chart on rollover or in the last column of the table. And visit this table (<http://www.pewforum.org/about-the-religious-landscape-study/#data-details>) to see approximate margins of error for a group of a given size. Readers should always bear in mind the approximate margin of error for the group they are examining when making comparisons with other groups or assessing the significance of trends over time. For full question wording, see the survey questionnaire (http://www.pewforum.org/files/2015/11/201.11.03_RLS_II_questionnaire.pdf).

LEARN MORE: THERE ARE CLEAR STANDARDS FOR WHAT IS RIGHT AND WRONG ([HTTP://WWW.PEWFORUM.ORG/RELIGIOUS-LANDSCAPE-STUDY/VIEWS-ABOUT-SAME-SEX-MARRIAGE/AMONG/BELIEF-IN-ABSOLUTE-STANDARDS-FOR-RIGHT-AND-WRONG/THERE-ARE-CLEAR-STANDARDS-FOR-WHAT-IS-RIGHT-AND-WRONG/](http://www.pewforum.org/religious-landscape-study/views-about-same-sex-marriage/among/belief-in-absolute-standards-for-right-and-wrong/there-are-clear-standards-for-what-is-right-and-wrong/)), RIGHT OR WRONG DEPENDS ON THE SITUATION ([HTTP://WWW.PEWFORUM.ORG/RELIGIOUS-LANDSCAPE-STUDY/VIEWS-ABOUT-SAME-SEX-MARRIAGE/AMONG/BELIEF-IN-ABSOLUTE-STANDARDS-FOR-RIGHT-AND-WRONG/RIGHT-OR-WRONG-DEPENDS-ON-THE-SITUATION/](http://www.pewforum.org/religious-landscape-study/views-about-same-sex-marriage/among/belief-in-absolute-standards-for-right-and-wrong/right-or-wrong-depends-on-the-situation/))

SWITCH DISPLAY TO: VIEWS ABOUT SAME-SEX MARRIAGE BY BELIEF IN EXISTENCE OF STANDARDS FOR RIGHT AND WRONG ([HTTP://WWW.PEWFORUM.ORG/RELIGIOUS-LANDSCAPE-STUDY/COMPARE/VIEWS-ABOUT-SAME-SEX-MARRIAGE/BY/BELIEF-IN-ABSOLUTE-STANDARDS-FOR-RIGHT-AND-WRONG/](http://www.pewforum.org/religious-landscape-study/compare/views-about-same-sex-marriage/by/belief-in-absolute-standards-for-right-and-wrong/))

Frequency of reading scripture by views about same-sex marriage

% of adults who read scripture...

Share
Save Image

Views about same-sex marriage	At least once a week	Once or twice a month	Several times a year	Seldom/never	Don't know	Sample Size
Strongly favor/favor	19%	10%	9%	61%	1%	18,708
Oppose/strongly oppose	57%	10%	7%	25%	1%	13,702

Views about same-sex marriage	At least once a week	Once or twice a month	Several times a year	Seldom/never	Don't know	Sample Size
Don't know	37%	12%	9%	41%	2%	2,661

Sample sizes and margins of error vary from subgroup to subgroup, from year to year and from state to state. You can see the sample size for the estimates in this chart on rollover or in the last column of the table. And visit this table (<http://www.pewforum.org/about-the-religious-landscape-study/#data-details>) to see approximate margins of error for a group of a given size. Readers should always bear in mind the approximate margin of error for the group they are examining when making comparisons with other groups or assessing the significance of trends over time. For full question wording, see the survey questionnaire (http://www.pewforum.org/files/2015/11/201.11.03_RLS_IL_questionnaire.pdf).

LEARN MORE: AT LEAST ONCE A WEEK ([HTTP://WWW.PEWFORUM.ORG/RELIGIOUS-LANDSCAPE-STUDY/VIEWS-ABOUT-SAME-SEX-MARRIAGE/AMONG/FREQUENCY-OF-READING-SCRIPTURE/AT-LEAST-ONCE-A-WEEK/](http://www.pewforum.org/religious-landscape-study/views-about-same-sex-marriage/among/frequency-of-reading-scripture/at-least-once-a-week/)), ONCE OR TWICE A MONTH ([HTTP://WWW.PEWFORUM.ORG/RELIGIOUS-LANDSCAPE-STUDY/VIEWS-ABOUT-SAME-SEX-MARRIAGE/AMONG/FREQUENCY-OF-READING-SCRIPTURE/ONCE-OR-TWICE-A-MONTH/](http://www.pewforum.org/religious-landscape-study/views-about-same-sex-marriage/among/frequency-of-reading-scripture/once-or-twice-a-month/)), SEVERAL TIMES A YEAR ([HTTP://WWW.PEWFORUM.ORG/RELIGIOUS-LANDSCAPE-STUDY/VIEWS-ABOUT-SAME-SEX-MARRIAGE/AMONG/FREQUENCY-OF-READING-SCRIPTURE/SEVERAL-TIMES-A-YEAR/](http://www.pewforum.org/religious-landscape-study/views-about-same-sex-marriage/among/frequency-of-reading-scripture/several-times-a-year/)), SELDOM/NEVER ([HTTP://WWW.PEWFORUM.ORG/RELIGIOUS-LANDSCAPE-STUDY/VIEWS-ABOUT-SAME-SEX-MARRIAGE/AMONG/FREQUENCY-OF-READING-SCRIPTURE/SELDOMNEVER/](http://www.pewforum.org/religious-landscape-study/views-about-same-sex-marriage/among/frequency-of-reading-scripture/seldomnever/))

SWITCH DISPLAY TO: VIEWS ABOUT SAME-SEX MARRIAGE BY FREQUENCY OF READING SCRIPTURE ([HTTP://WWW.PEWFORUM.ORG/RELIGIOUS-LANDSCAPE-STUDY/COMPARE/VIEWS-ABOUT-SAME-SEX-MARRIAGE/BY/FREQUENCY-OF-READING-SCRIPTURE/](http://www.pewforum.org/religious-landscape-study/compare/views-about-same-sex-marriage/by/frequency-of-reading-scripture/))

Interpreting scripture by views about same-sex marriage

% of adults who say the holy scripture is...

Views about same-sex marriage	Word of God; should be taken literally	Word of God; not everything taken literally	Word of God; other/don't know	Not the word of God	Other/don't know	Sample Size
Strongly favor/favor	15%	26%	1%	50%	7%	18,708
Oppose/strongly oppose	52%	28%	4%	12%	5%	13,702
Don't know	32%	25%	7%	22%	14%	2,661

Share

Save Image

Sample sizes and margins of error vary from subgroup to subgroup, from year to year and from state to state. You can see the sample size for the estimates in this chart on rollover or in the last column of the table. And visit this table (<http://www.pewforum.org/about-the-religious-landscape-study/#data-details>) to see approximate margins of error for a group of a given size. Readers should always bear in mind the approximate margin of error for the group they are examining when making comparisons with other groups or assessing the significance of trends over time. For full question wording, see the survey questionnaire (http://www.pewforum.org/files/2016/11/201.11.03_RLS_IL_questionnaire.pdf).

LEARN MORE: WORD OF GOD; SHOULD BE TAKEN LITERALLY ([HTTP://WWW.PEWFORUM.ORG/RELIGIOUS-LANDSCAPE-STUDY/VIEWS-ABOUT-SAME-SEX-MARRIAGE/AMONG/INTERPRETING-SCRIPTURE/WORD-OF-GOD-SHOULD-BE-TAKEN-LITERALLY/](http://www.pewforum.org/religious-landscape-study/views-about-same-sex-marriage/among/interpreting-scripture/word-of-god-should-be-taken-literally/)), WORD OF GOD; NOT EVERYTHING TAKEN LITERALLY ([HTTP://WWW.PEWFORUM.ORG/RELIGIOUS-LANDSCAPE-STUDY/VIEWS-ABOUT-SAME-SEX-MARRIAGE/AMONG/INTERPRETING-SCRIPTURE/WORD-OF-GOD-NOT-EVERYTHING-TAKEN-LITERALLY/](http://www.pewforum.org/religious-landscape-study/views-about-same-sex-marriage/among/interpreting-scripture/word-of-god-not-everything-taken-literally/)), NOT THE WORD OF GOD ([HTTP://WWW.PEWFORUM.ORG/RELIGIOUS-LANDSCAPE-STUDY/VIEWS-ABOUT-SAME-SEX-MARRIAGE/AMONG/INTERPRETING-SCRIPTURE/NOT-THE-WORD-OF-GOD/](http://www.pewforum.org/religious-landscape-study/views-about-same-sex-marriage/among/interpreting-scripture/not-the-word-of-god/))

SWITCH DISPLAY TO: VIEWS ABOUT SAME-SEX MARRIAGE BY INTERPRETATION OF SCRIPTURE ([HTTP://WWW.PEWFORUM.ORG/RELIGIOUS-LANDSCAPE-STUDY/COMPARE/VIEWS-ABOUT-SAME-SEX-MARRIAGE/BY/INTERPRETING-SCRIPTURE/](http://www.pewforum.org/religious-landscape-study/compare/views-about-same-sex-marriage/by/interpreting-scripture/))

Belief in Heaven by views about same-sex marriage

% of adults who ...in heaven

Share
Save Image

Chart	Table					
		Views about same-sex marriage	Believe	Don't believe	Other/don't know	Sample Size
		Strongly favor/favor	62%	31%	7%	18,708
		Oppose/strongly oppose	85%	9%	6%	13,702
		Don't know	75%	13%	12%	2,661

Sample sizes and margins of error vary from subgroup to subgroup, from year to year and from state to state. You can see the sample size for the estimates in this chart on rollover or in the last column of the table. And visit this table (<http://www.pewforum.org/about-the-religious-landscape-study/#data-details>) to see approximate margins of error for a group of a given size. Readers should always bear in mind the approximate margin of error for the group they are examining when making comparisons with other groups or assessing the significance of trends over time. For full question wording, see the survey questionnaire (http://www.pewforum.org/files/2016/11/201.11.03_RLS_IL_questionnaire.pdf).

LEARN MORE: BELIEVE ([HTTP://WWW.PEWFORUM.ORG/RELIGIOUS-LANDSCAPE-STUDY/VIEWS-ABOUT-SAME-SEX-MARRIAGE/AMONG/BELIEF-IN-HEAVEN/BELIEVE/](http://www.pewforum.org/religious-landscape-study/views-about-same-sex-marriage/among/belief-in-heaven/believe/)), DON'T BELIEVE ([HTTP://WWW.PEWFORUM.ORG/RELIGIOUS-LANDSCAPE-STUDY/VIEWS-ABOUT-SAME-SEX-MARRIAGE/AMONG/BELIEF-IN-HEAVEN/DONT-BELIEVE/](http://www.pewforum.org/religious-landscape-study/views-about-same-sex-marriage/among/belief-in-heaven/dont-believe/))

SWITCH DISPLAY TO: VIEWS ABOUT SAME-SEX MARRIAGE BY BELIEF IN HEAVEN ([HTTP://WWW.PEWFORUM.ORG/RELIGIOUS-LANDSCAPE-STUDY/COMPARE/VIEWS-ABOUT-SAME-SEX-MARRIAGE/BY/BELIEF-IN-HEAVEN/](http://www.pewforum.org/religious-landscape-study/compare/views-about-same-sex-marriage/by/belief-in-heaven/))

Belief in Hell by views about same-sex marriage

% of adults who ...in hell

Share
Save Image

Chart	Table					
		Views about same-sex marriage	Believe	Don't believe	Other/don't know	Sample Size
		Strongly favor/favor	44%	48%	8%	18,708
		Oppose/strongly oppose	76%	17%	7%	13,702
		Don't know	57%	26%	16%	2,661


Sample sizes and margins of error vary from subgroup to subgroup, from year to year and from state to state. You can see the sample size for the estimates in this chart on rollover or in the last column of the table. And visit this table (<http://www.pewforum.org/about-the-religious-landscape-study/#data-details>) to see approximate margins of error for a group of a given size. Readers should always bear in mind the approximate margin of error for the group they are examining when making comparisons with other groups or assessing the significance of trends over time. For full question wording, see the survey questionnaire (http://www.pewforum.org/files/2015/11/201.11.03_RLS_IJ_questionnaire.pdf).

LEARN MORE: BELIEVE ([HTTP://WWW.PEWFORUM.ORG/RELIGIOUS-LANDSCAPE-STUDY/VIEWS-ABOUT-SAME-SEX-MARRIAGE/AMONG/BELIEF-IN-HELL/BELIEVE/](http://www.pewforum.org/religious-landscape-study/views-about-same-sex-marriage/among/belief-in-hell/believe/)), DON'T BELIEVE ([HTTP://WWW.PEWFORUM.ORG/RELIGIOUS-LANDSCAPE-STUDY/VIEWS-ABOUT-SAME-SEX-MARRIAGE/AMONG/BELIEF-IN-HELL/DONT-BELIEVE/](http://www.pewforum.org/religious-landscape-study/views-about-same-sex-marriage/among/belief-in-hell/dont-believe/))

SWITCH DISPLAY TO: VIEWS ABOUT SAME-SEX MARRIAGE BY BELIEF IN HELL ([HTTP://WWW.PEWFORUM.ORG/RELIGIOUS-LANDSCAPE-STUDY/COMPARE/VIEWS-ABOUT-SAME-SEX-MARRIAGE/BY/BELIEF-IN-HELL/](http://www.pewforum.org/religious-landscape-study/compare/views-about-same-sex-marriage/by/belief-in-hell/))

Views about same-sex marriage

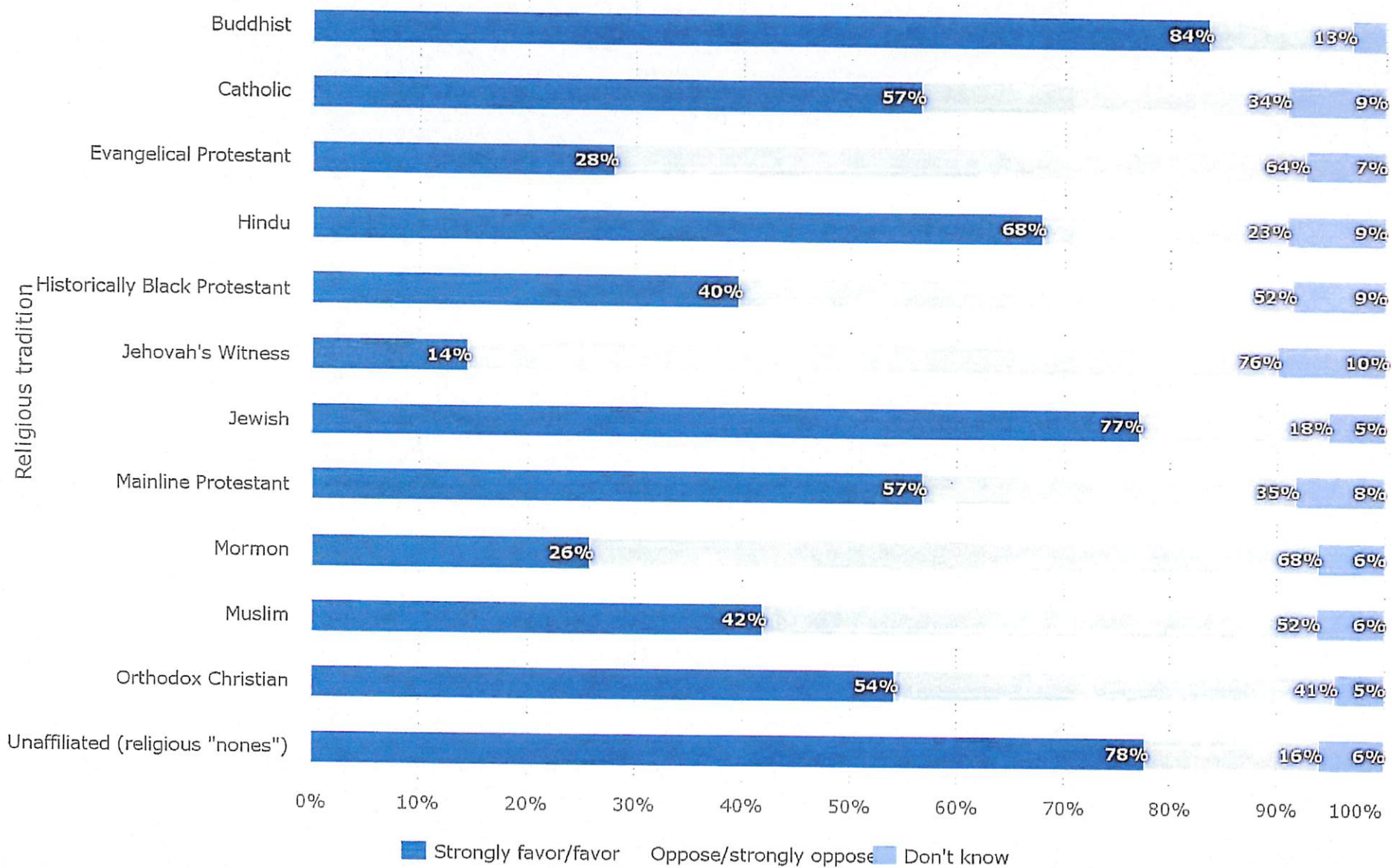
% of adults who ... same-sex marriage



PEW RESEARCH CENTER


Views about same-sex marriage by religious group

% of adults who ... same-sex marriage




Belief in God by views about same-sex marriage

% of adults who say they...



PEW RESEARCH CENTER

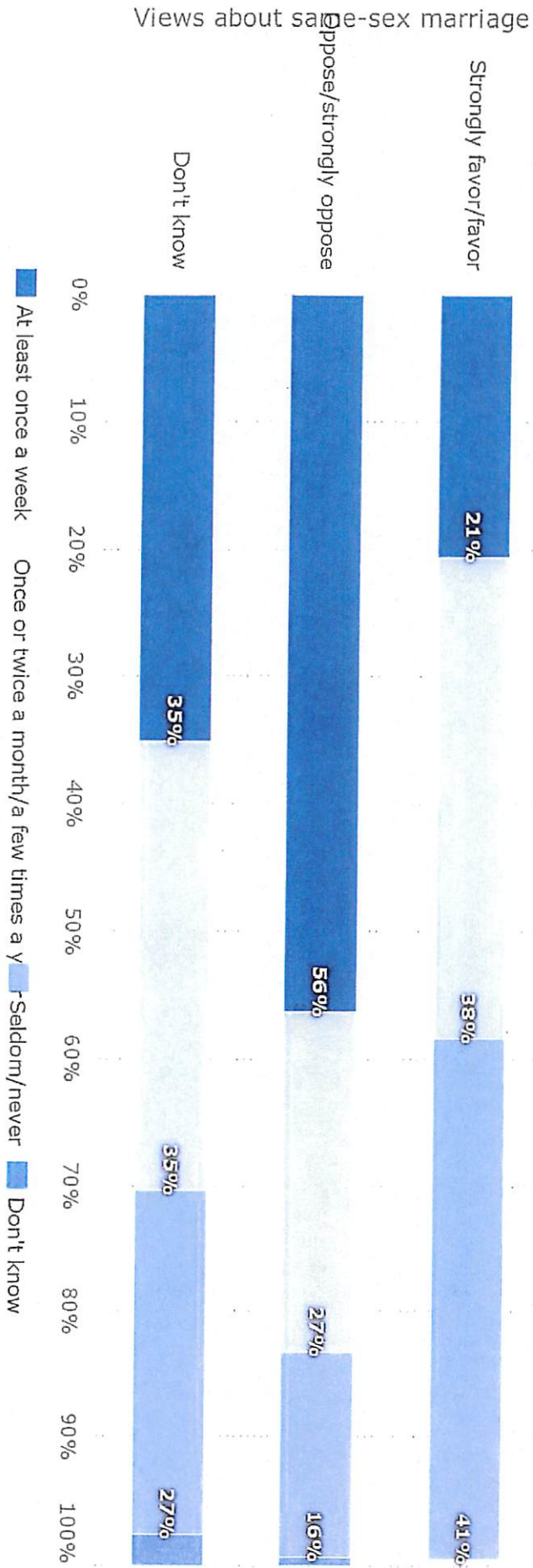
Importance of religion in one's life by views about same-sex marriage
% of adults who say religion is ...



PEW RESEARCH CENTER

Attendance at religious services by views about same-sex marriage


% of adults who attend religious services...



PEW RESEARCH CENTER

Frequency of prayer by views about same-sex marriage

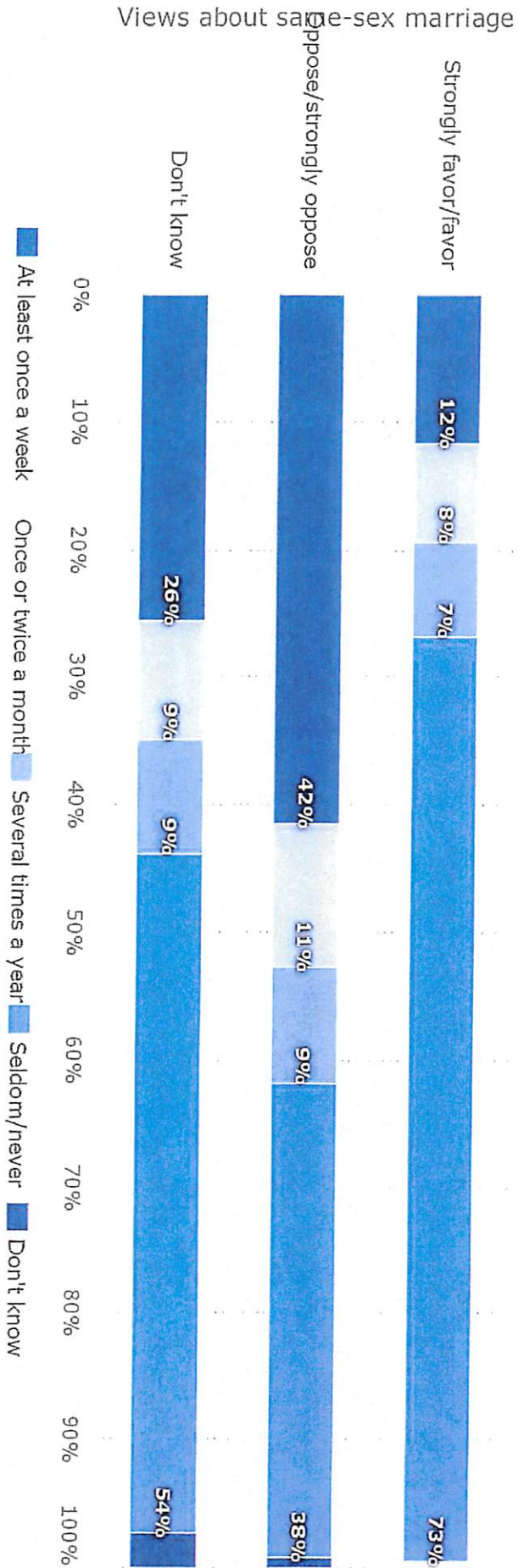
% of adults who pray...



PEW RESEARCH CENTER

Frequency of participation in prayer scripture study or religious education groups by view same-sex marriage

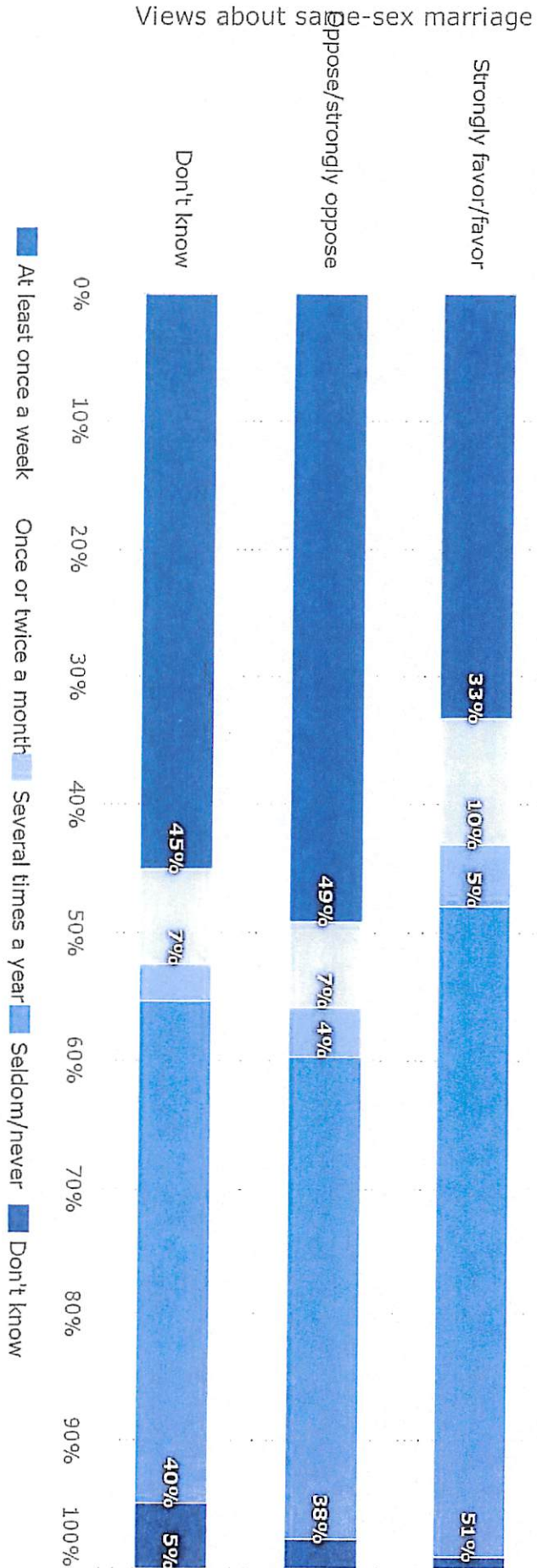
% of adults who attend prayer group ...



PEW RESEARCH CENTER

Frequency of meditation by views about same-sex marriage

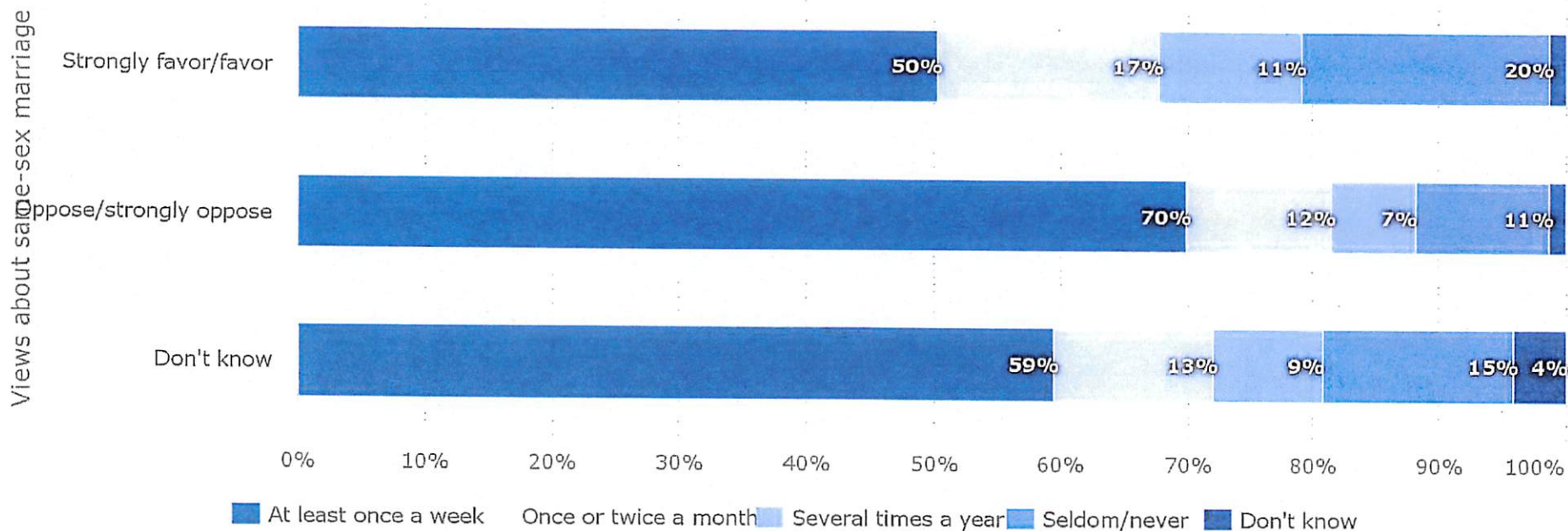
% of adults who meditate...



PEW RESEARCH CENTER

Frequency of feeling spiritual peace and wellbeing by views about same-sex marriage

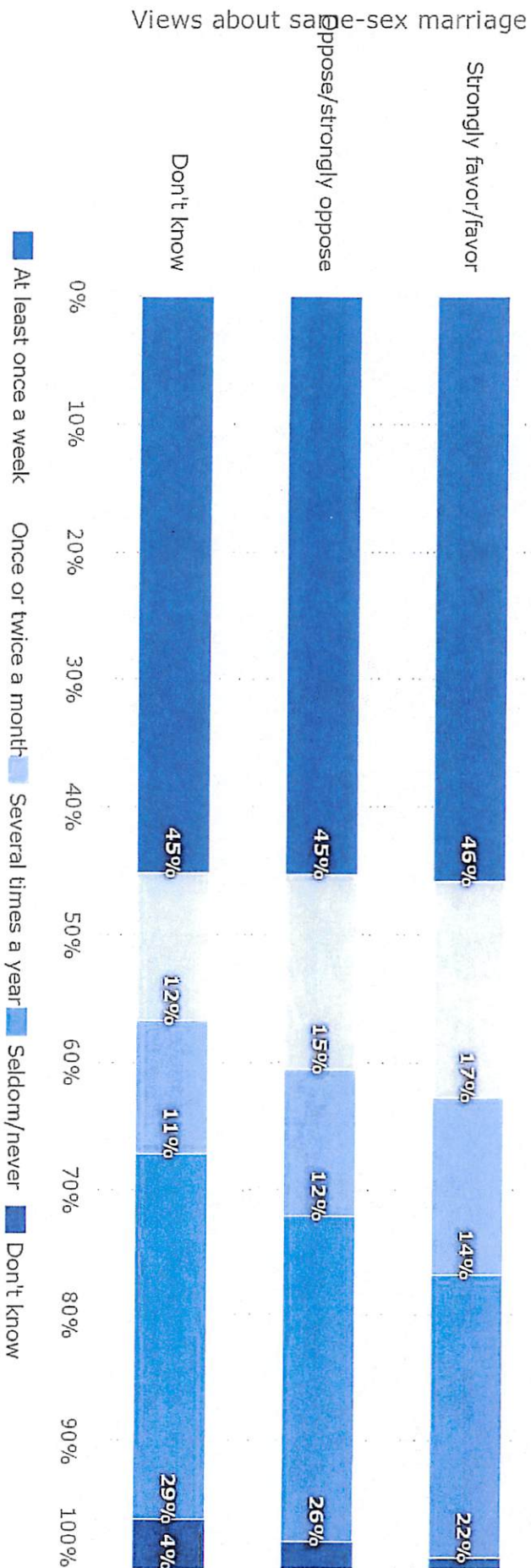
% of adults who feel a sense of spiritual peace and wellbeing...



PEW RESEARCH CENTER

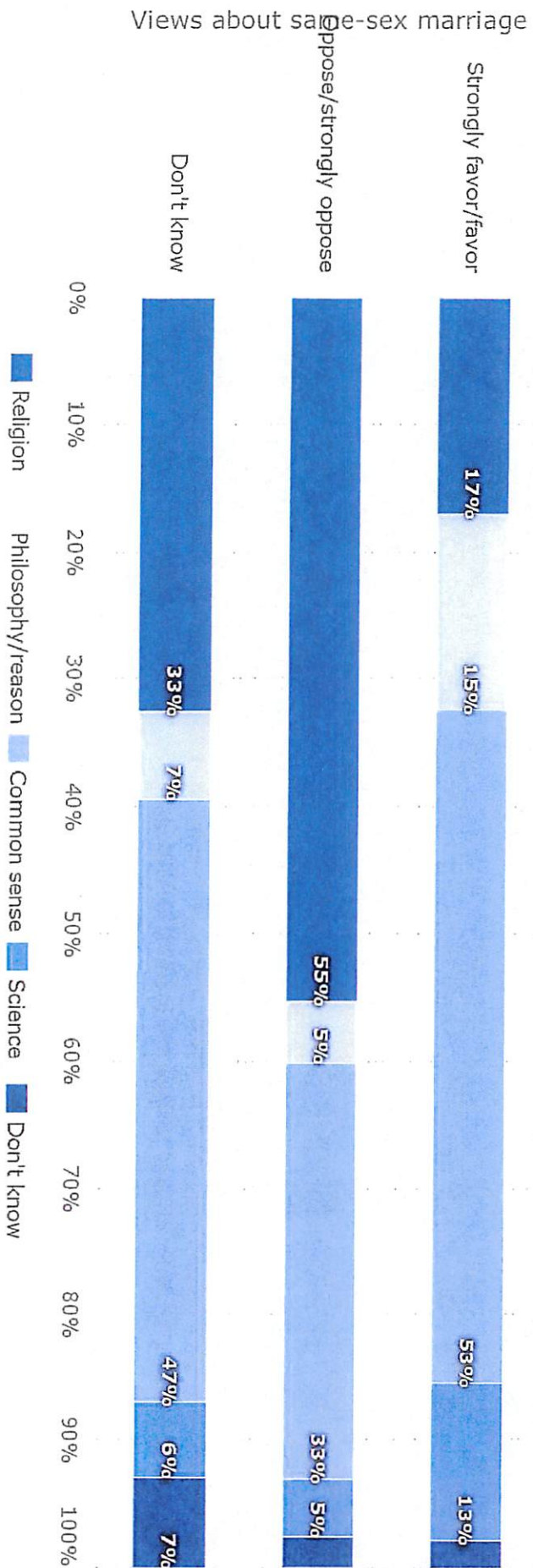
Frequency of feeling wonder about the universe by views about same-sex marriage

% of adults who feel a sense of wonder about the universe...



PEW RESEARCH CENTER


Sources of guidance on right and wrong by views about same-sex marriage
% of adults who say they look to... most for guidance on right and wrong



PEW RESEARCH CENTER

Belief in absolute standards for right and wrong by views about same-sex marriage

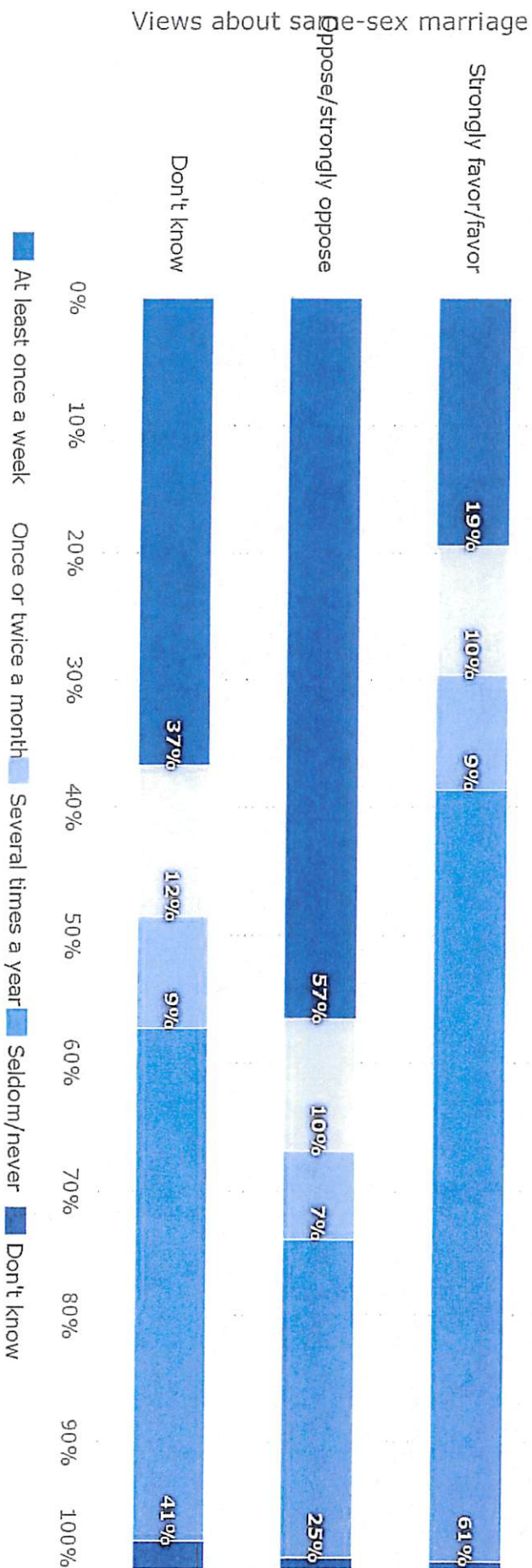
% of adults who say...



PEW RESEARCH CENTER

Frequency of reading scripture by views about same-sex marriage

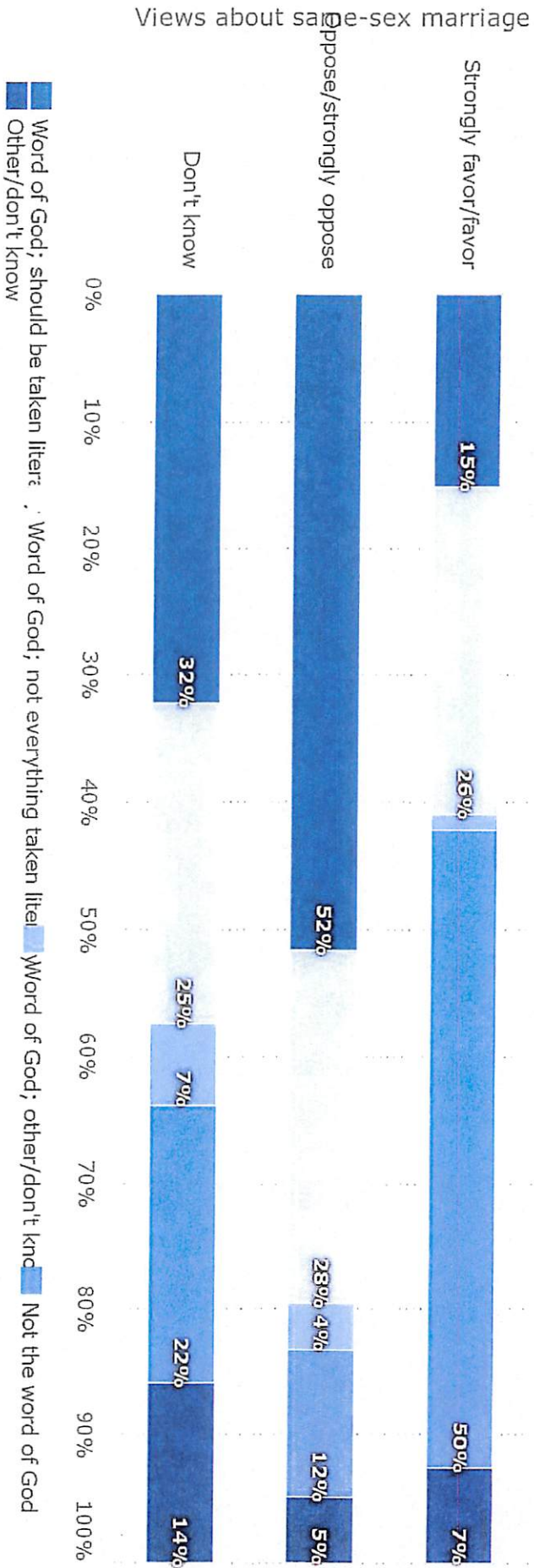
% of adults who read scripture...



PEW RESEARCH CENTER

Interpreting scripture by views about same-sex marriage


% of adults who say the holy scripture is...



PEW RESEARCH CENTER

Belief in Heaven by views about same-sex marriage

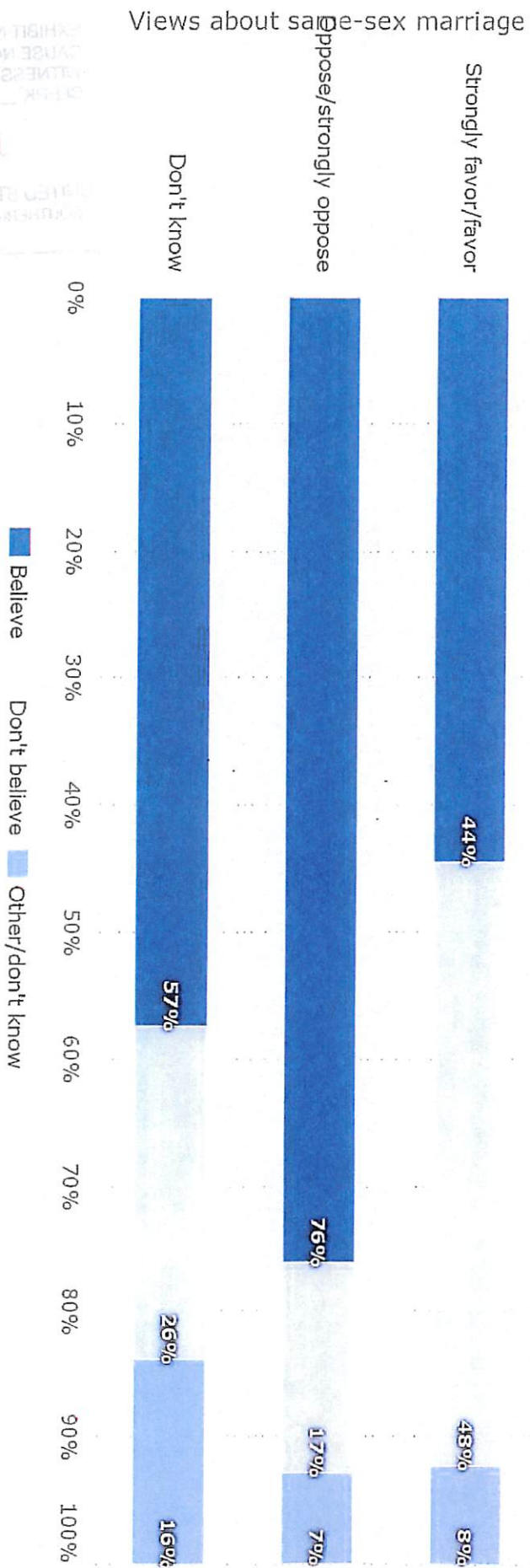
% of adults who ... in heaven



PEW RESEARCH CENTER

Belief in Hell by views about same-sex marriage

% of adults who ... in hell



PEW RESEARCH CENTER

EXHIBIT NO. D-2
CAUSE NO. 3:16 cv 417 CWR-LRA
WITNESS _____
CLERK JOYCE SMITH

JUN 23 2016

UNITED STATES DISTRICT COURT
SOUTHERN DISTRICT OF MISSISSIPPI
C. Bond, REPORTER


Pew Research Center Religion & Public Life

Religious Landscape Study

RELIGIONS (<http://www.pewforum.org/religious-landscape-study/#religions>)
GEOGRAPHY (<http://www.pewforum.org/religious-landscape-study/#geography>)
TOPICS & QUESTIONS (<http://www.pewforum.org/religious-landscape-study/#topics-questions>)
ABOUT (<http://www.pewforum.org/about-the-religious-landscape-study/>)

Views about same-sex marriage

% of adults who ... same-sex marriage



Sample size = 35,071. Visit this table (<http://www.pewforum.org/about-the-religious-landscape-study/#data-detail>) to see approximate margins of error for a group of a given size. For full question wording, see the survey questionnaire (http://www.pewforum.org/files/2015/11/2014.03_MLS_IL_questionnaire.pdf).

LEARN MORE: STRONGLY FAVOR/FAVOR (<http://www.pewforum.org/religious-landscape-study/strongly-favor>), OPPOSE/STRONGLY OPPOSE (<http://www.pewforum.org/religious-landscape-study/oppose>), ABOUT-SAME-SEX-MARRIAGE/OPPOSE-STRONGLY-OPPOSE (<http://www.pewforum.org/religious-landscape-study/strongly-oppose>)

Chart Table Share Save Image

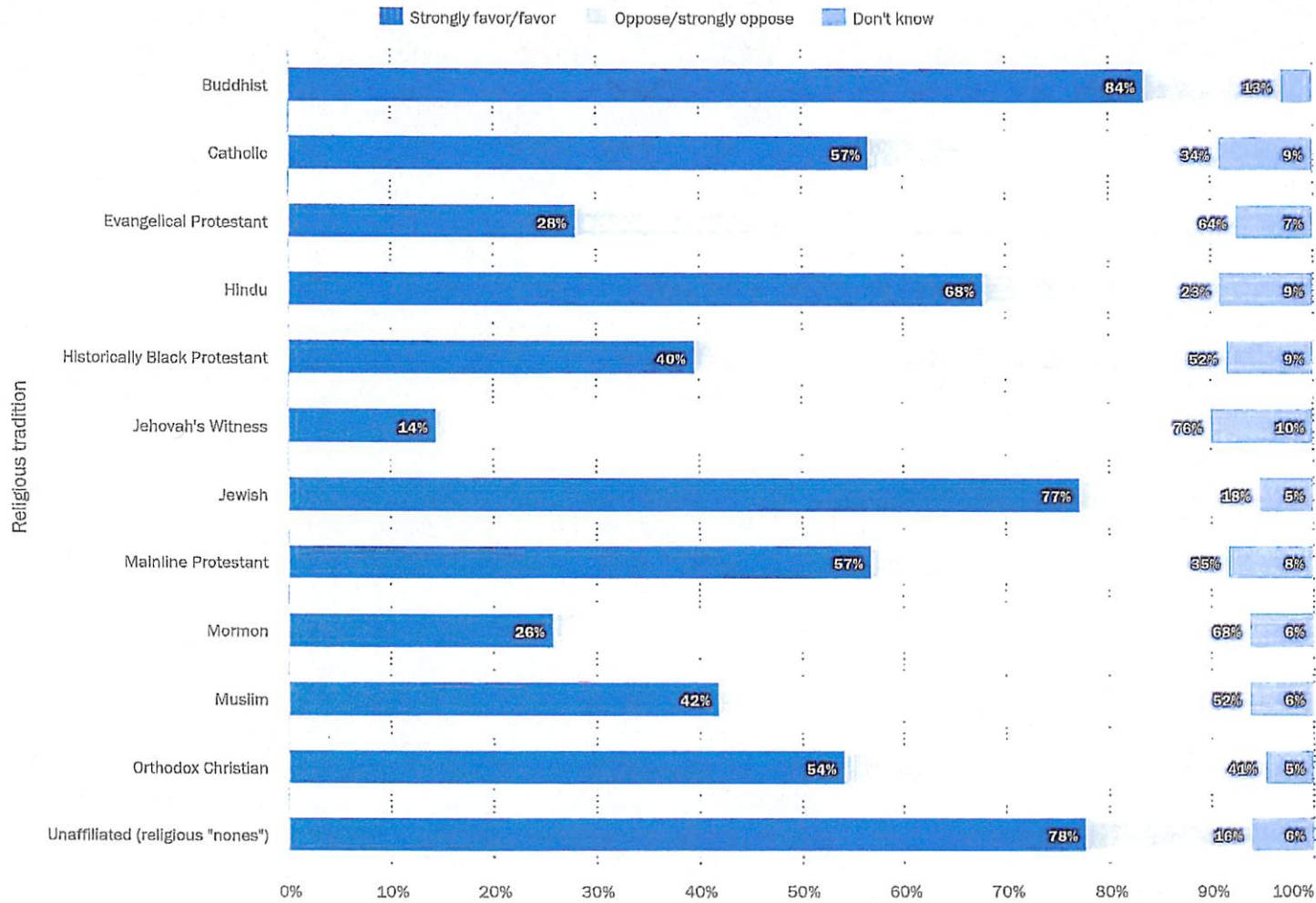
EXHIBIT
D-3

Views about same-sex marriage by religious group

% of adults who ...same-sex marriage

Chart | Table

Share | Save Image




Sample sizes and margins of error vary from subgroup to subgroup, from year to year and from state to state. You can see the sample size for the estimates in this chart on rollover or in the last column of the table. And visit this table (<http://www.pewforum.org/about-the-religious-landscape-study/#data-details>) to see approximate margins of error for a group of a given size. Readers should always bear in mind the approximate margin of error for the group they are examining when making comparisons with other groups or assessing the significance of trends over time. For full question wording, see the survey questionnaire (http://www.pewforum.org/files/2015/11/2011.11.03_RLS_IL_questionnaire.pdf).

LEARN MORE: STRONGLY FAVOR/FAVOR (<http://www.pewforum.org/religious-landscape-study/views-about-same-sex-marriage/strongly-favor/favor/>), OPPOSE/STRONGLY OPPOSE (<http://www.pewforum.org/religious-landscape-study/views-about-same-sex-marriage/oppose/strongly-oppose/>)

SWITCH DISPLAY TO: RELIGIOUS GROUP BY VIEWS ABOUT SAME-SEX MARRIAGE (<http://www.pewforum.org/religious-landscape-study/compare/religious-tradition/by-views-about-same-sex-marriage/>)

BELIEFS ★ AND ★ PRACTICES

Belief in God by views about same-sex marriage
% of adults who say they...




Sample sizes and margins of error vary from subgroup to subgroup, from year to year and from state to state. You can see the sample size for the estimates in this chart on foliover or in the last column of the table. And visit this table (<http://www.pewforum.org/about-the-religious-landscape-study/fade-detail/>) to see approximate margins of error for a group of a given size. Readers should always bear in mind the approximate margin of error for the group they are examining when making comparisons with other groups or assessing the significance of trends over time. For full question wording, see the survey questionnaire (http://www.pewforum.org/files/2015/11/2011.03_FLS_IL_11questionsfinal.pdf).

LEARN MORE: BELIEVE IN GOD: ABSOLUTELY CERTAIN (<http://www.pewforum.org/religious-landscape-study/views-about-same-sex-marriage/among/belief-in-god/believe-in-god-absolutely-certain/>), BELIEVE IN GOD: NOT TOO/NOT AT ALL CERTAIN (<http://www.pewforum.org/religious-landscape-study/views-about-same-sex-marriage/among/belief-in-god/believe-in-god-not-too-not-at-all-certain/>), DO NOT BELIEVE IN GOD (<http://www.pewforum.org/religious-landscape-study/views-about-same-sex-marriage/among/belief-in-god/do-not-believe-in-god/>)

SWITCH DISPLAY TO: VIEWS ABOUT SAME-SEX MARRIAGE BY BELIEF IN GOD (<http://www.pewforum.org/religious-landscape-study/compare/views-about-same-sex-marriage/by-belief-in-god/>)

Importance of religion in one's life by views about same-sex marriage
% of adults who say religion is...



Sample sizes and margins of error vary from subgroup to subgroup, from year to year and from state to state. You can see the sample size for the estimates in this chart on rollover or in the last column of the table. And visit this table (<http://www.pewforum.org/about-the-religious-landscape-study/tables-detail>) to see approximate margins of error for a group of a given size. Readers should always bear in mind the approximate margin of error for the group they are examining when making comparisons with other groups or assessing the significance of trends over time. For full question wording, see the survey questionnaire (http://www.pewforum.org/files/2015/11/2015_11_03_RIS_1_questionnaire.pdf).

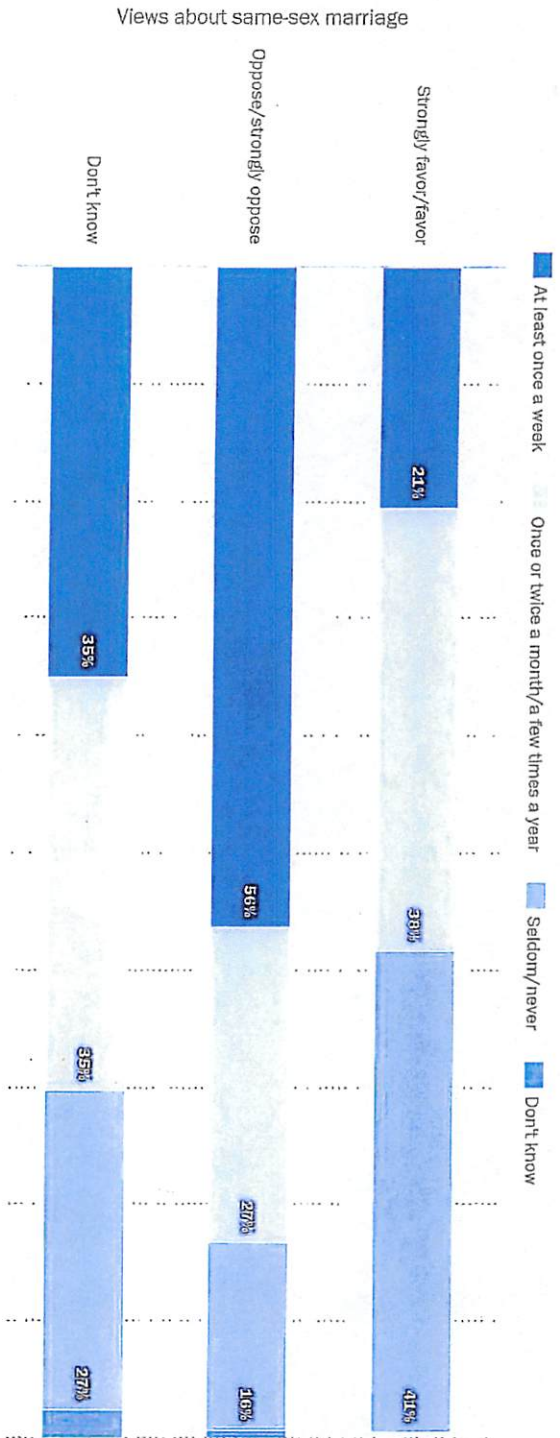
LEARN MORE: VERY IMPORTANT (<http://www.pewforum.org/religious-landscape-study/views-about-same-sex-marriage/among/importance-of-religion-in-ones-life/very-important/>), SOMEWHAT IMPORTANT (<http://www.pewforum.org/religious-landscape-study/views-about-same-sex-marriage/among/importance-of-religion-in-ones-life/somewhat-important/>), NOT TOO IMPORTANT (<http://www.pewforum.org/religious-landscape-study/views-about-same-sex-marriage/among/importance-of-religion-in-ones-life/not-too-important/>), NOT AT ALL IMPORTANT (<http://www.pewforum.org/religious-landscape-study/views-about-same-sex-marriage/among/importance-of-religion-in-ones-life/not-at-all-important/>).

SWITCH DISPLAY TO: VIEWS ABOUT SAME-SEX MARRIAGE BY IMPORTANCE OF RELIGION (<http://www.pewforum.org/religious-landscape-study/compare/views-about-same-sex-marriage/by-importance-of-religion-in-ones-life/>)

Attendance at religious services by views about same-sex marriage
% of adults who attend religious services...

Chart Table

Share Save Image



Sample sizes and margins of error vary from subgroup to subgroup, from year to year and from state to state. You can see the sample size for the estimates in this chart on rollover or in the last column of the table. And visit this table (<http://www.pewforum.org/about-the-religious-landscape-study/data-details>) to see approximate margins of error for a group of a given size. Readers should always bear in mind the approximate margin of error for the group they are examining when making comparisons with other groups or assessing the significance of trends over time. For full question wording, see the survey questionnaire (http://www.pewforum.org/files/2015/11/2015_11_02_FLS_1_1_questionnaire.pdf).

LEARN MORE: AT LEAST ONCE A WEEK (<http://www.pewforum.org/religious-landscape-study/views-about-same-sex-marriage/attendance-at-religious-services/at-least-once-a-week/>), ONCE OR TWICE A MONTH/A FEW TIMES A YEAR (<http://www.pewforum.org/religious-landscape-study/views-about-same-sex-marriage/attendance-at-religious-services/once-or-twice-a-month-a-few-times-a-year/>), SELDOM/NEVER (<http://www.pewforum.org/religious-landscape-study/views-about-same-sex-marriage/attendance-at-religious-services/seldom-never/>)

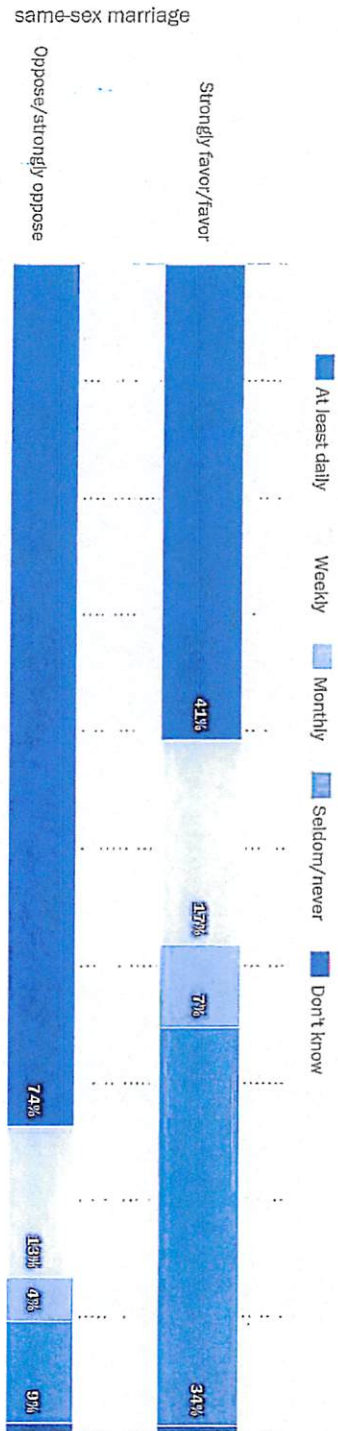
SWITCH DISPLAY TO: VIEWS ABOUT SAME-SEX MARRIAGE BY RELIGIOUS ATTENDANCE (<http://www.pewforum.org/religious-landscape-study/compare/views-about-same-sex-marriage/attendance-at-religious-services/>)

Frequency of prayer by views about same-sex marriage
% of adults who pray...

Chart Table

Share

Save Image



Sample sizes and margins of error vary by subgroup, from year to year and from state to state. You can see the sample size for the estimates in this chart on rollover or in the last column of the table. And visit this table (<http://www.pewforum.org/about-the-religious-landscape-study/state-details>) to see approximate margins of error for a group of a given size. Readers should always bear in mind the approximate margin of error for the group they are examining when making comparisons with other groups or assessing the significance of trends over time. For full question wording, see the survey questionnaire (http://www.pewforum.org/files/2015/11/2014_11.03_PWS_IL_questionnaire.pdf).

LEARN MORE: AT LEAST DAILY (<http://www.pewforum.org/religious-landscape-study/views-about-same-sex-marriage/among-frequency-of-prayer/at-least-daily>), WEEKLY (<http://www.pewforum.org/religious-landscape-study/views-about-same-sex-marriage/among-frequency-of-prayer/weekly>), MONTHLY (<http://www.pewforum.org/religious-landscape-study/views-about-same-sex-marriage/among-frequency-of-prayer/monthly>), SELDOM/NEVER (<http://www.pewforum.org/religious-landscape-study/views-about-same-sex-marriage/among-frequency-of-prayer/seldom-never>)

SWITCH DISPLAY TO: VIEWS ABOUT SAME-SEX MARRIAGE BY FREQUENCY OF PRAYER (<http://www.pewforum.org/religious-landscape-study/compare-views-about-same-sex-marriage/by-frequency-of-prayer/>)

Frequency of participation in prayer, scripture study or religious education groups by views about same-sex marriage
 % of adults who attend program group...

Chart | Table

Share


Save Image

Sample sizes and margins of error vary from subgroup to subgroup, from year to year and from state to state. You can see the sample sizes for the estimates in this chart on rollover or in the last column of the table. And visit this table (<http://www.pewforum.org/about-the-religious-landscape-study/tables-detail>) to see approximate margins of error for a group of a given size. Readers should always bear in mind the approximate margin of error for the group they are examining when making comparisons with other groups or assessing the significance of trends over time. For full question wording, see the survey questionnaire (http://www.pewforum.org/files/2015/11/2015_11_03_RLS_IL_questionnaire.pdf).

LEARN MORE: AT LEAST ONCE A WEEK (<http://www.pewforum.org/religious-landscape-study/views-about-same-sex-marriage/among/frequency-of-participation-in-prayer-scripture-study-or-religious-education/groups/at-least-once-a-week/>), ONCE OR TWICE A MONTH (<http://www.pewforum.org/religious-landscape-study/views-about-same-sex-marriage/among/frequency-of-participation-in-prayer-scripture-study-or-religious-education/groups/once-or-twice-a-month/>), SEVERAL TIMES A YEAR (<http://www.pewforum.org/religious-landscape-study/views-about-same-sex-marriage/among/frequency-of-participation-in-prayer-scripture-study-or-religious-education/groups/several-times-a-year/>), SELDOM/NEVER (<http://www.pewforum.org/religious-landscape-study/views-about-same-sex-marriage/among/frequency-of-participation-in-prayer-scripture-study-or-religious-education/groups/seldom/never/>)

SWITCH DISPLAY TO: VIEWS ABOUT SAME-SEX MARRIAGE BY ATTENDANCE AT PRAYER GROUPS (<http://www.pewforum.org/religious-landscape-study/comparative-views-about-same-sex-marriage/by/frequency-of-participation-in-prayer-scripture-study-or-religious-education/groups/>)

Frequency of meditation by views about same-sex marriage
% of adults who meditate...



Sample sizes and margins of error vary from subgroup to subgroup, from year to year and from state to state. You can see the sample size for the estimates in this chart on rollover or in the last column of the table. And visit this table (<http://www.pewforum.org/about-the-religious-landscape-study/#data-details>) to see approximate margins of error for a group of a given size. Readers should always bear in mind the approximate margin of error for the group they are examining when making comparisons with other groups or assessing the significance of trends over time. For full question wording, see the survey questionnaire (http://www.pewforum.org/files/2015/11/2011.11.03_RLS_IL_questionnaire.pdf).

LEARN MORE: AT LEAST ONCE A WEEK ([HTTP://WWW.PEWFORUM.ORG/RELIGIOUS-LANDSCAPE-STUDY/VIEWS-ABOUT-SAME-SEX-MARRIAGE/AMONG/FREQUENCY-OF-MEDITATION/AT-LEAST-ONCE-A-WEEK/](http://www.pewforum.org/religious-landscape-study/views-about-same-sex-marriage/among/frequency-of-meditation/at-least-once-a-week/)), ONCE OR TWICE A MONTH ([HTTP://WWW.PEWFORUM.ORG/RELIGIOUS-LANDSCAPE-STUDY/VIEWS-ABOUT-SAME-SEX-MARRIAGE/AMONG/FREQUENCY-OF-MEDITATION/ONCE-OR-TWICE-A-MONTH/](http://www.pewforum.org/religious-landscape-study/views-about-same-sex-marriage/among/frequency-of-meditation/once-or-twice-a-month/)), SEVERAL TIMES A YEAR ([HTTP://WWW.PEWFORUM.ORG/RELIGIOUS-LANDSCAPE-STUDY/VIEWS-ABOUT-SAME-SEX-MARRIAGE/AMONG/FREQUENCY-OF-MEDITATION/SEVERAL-TIMES-A-YEAR/](http://www.pewforum.org/religious-landscape-study/views-about-same-sex-marriage/among/frequency-of-meditation/several-times-a-year/)), SELDOM/NEVER ([HTTP://WWW.PEWFORUM.ORG/RELIGIOUS-LANDSCAPE-STUDY/VIEWS-ABOUT-SAME-SEX-MARRIAGE/AMONG/FREQUENCY-OF-MEDITATION/SELDOM-NEVER/](http://www.pewforum.org/religious-landscape-study/views-about-same-sex-marriage/among/frequency-of-meditation/seldom-never/))

SWITCH DISPLAY TO: VIEWS ABOUT SAME-SEX MARRIAGE BY FREQUENCY OF MEDITATION ([HTTP://WWW.PEWFORUM.ORG/RELIGIOUS-LANDSCAPE-STUDY/COMPARE/VIEWS-ABOUT-SAME-SEX-MARRIAGE/BY/FREQUENCY-OF-MEDITATION/](http://www.pewforum.org/religious-landscape-study/compare/views-about-same-sex-marriage/by/frequency-of-meditation/))

Frequency of feeling spiritual peace and wellbeing by views about same-sex marriage

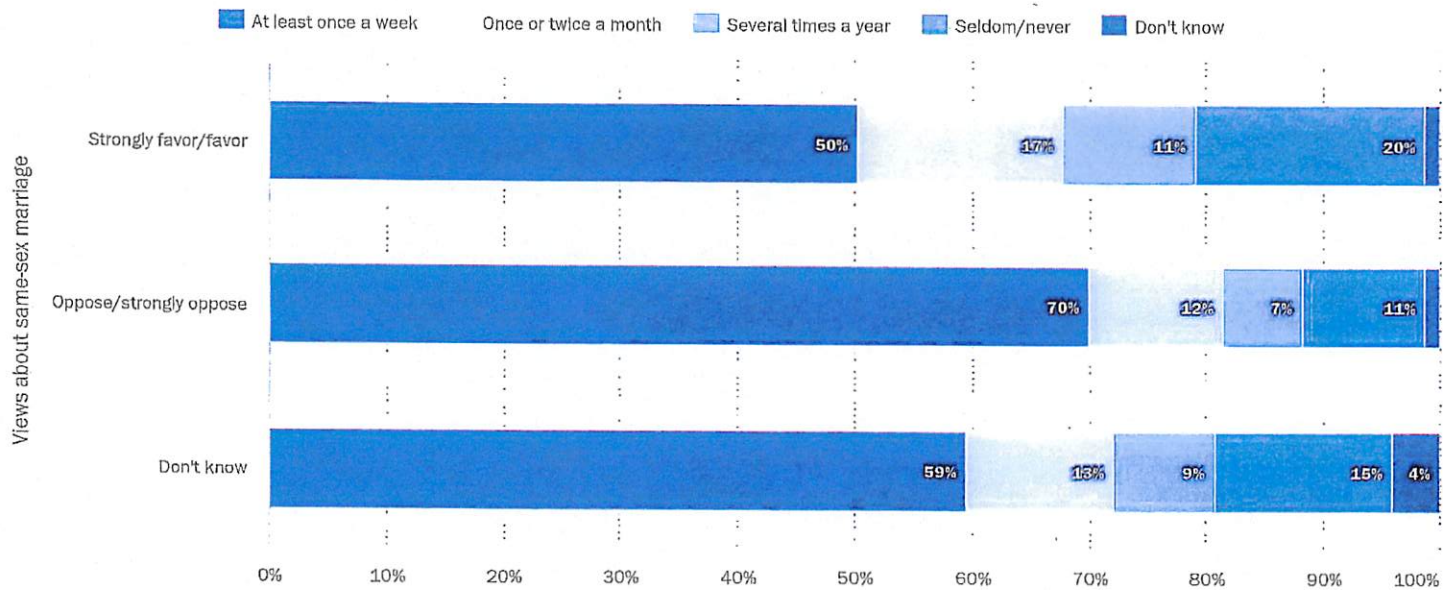
% of adults who feel a sense of spiritual peace and wellbeing...

Chart

Table

Share

Save Image




Sample sizes and margins of error vary from subgroup to subgroup, from year to year and from state to state. You can see the sample size for the estimates in this chart on rollover or in the last column of the table. And visit this table (<http://www.pewforum.org/about-the-religious-landscape-study/#data-details>) to see approximate margins of error for a group of a given size. Readers should always bear in mind the approximate margin of error for the group they are examining when making comparisons with other groups or assessing the significance of trends over time. For full question wording, see the survey questionnaire (http://www.pewforum.org/files/2015/11/2011.11.03_RLS_IL_questionnaire.pdf).

LEARN MORE: AT LEAST ONCE A WEEK (<http://www.pewforum.org/religious-landscape-study/views-about-same-sex-marriage/among/frequency-of-feeling-spiritual-peace-and-wellbeing/at-least-once-a-week/>), ONCE OR TWICE A MONTH (<http://www.pewforum.org/religious-landscape-study/views-about-same-sex-marriage/among/frequency-of-feeling-spiritual-peace-and-wellbeing/once-or-twice-a-month/>), SEVERAL TIMES A YEAR (<http://www.pewforum.org/religious-landscape-study/views-about-same-sex-marriage/among/frequency-of-feeling-spiritual-peace-and-wellbeing/several-times-a-year/>), SELDOM/NEVER (<http://www.pewforum.org/religious-landscape-study/views-about-same-sex-marriage/among/frequency-of-feeling-spiritual-peace-and-wellbeing/seldom-never/>)

SWITCH DISPLAY TO: VIEWS ABOUT SAME-SEX MARRIAGE BY FREQUENCY OF FEELINGS OF SPIRITUAL WELLBEING (<http://www.pewforum.org/religious-landscape-study/compare-views-about-same-sex-marriage/by-frequency-of-feeling-spiritual-peace-and-wellbeing/>)

Frequency of feeling wonder about the universe by views about same-sex marriage
% of adults who feel a sense of wonder about the universe...



Sample sizes and margins of error vary from subgroup to subgroup, from year to year and from state to state. You can see the sample sizes for the estimates in this chart on rollover or in the last column of the table. And visit this table (<http://www.pewforum.org/about-the-religious-landscape-study/data-detail>) to see approximate margins of error for a group of a given size. Readers should always bear in mind the approximate margin of error for the group they are examining when making comparisons with other groups or assessing the significance of trends over time. For full question wording, see the survey questionnaire (http://www.pewforum.org/files/2015/11/2015.11.03_RLS_IL_questionnaire.pdf).

LEARN MORE: AT LEAST ONCE A WEEK (<http://www.pewforum.org/religious-landscape-study/views-about-same-sex-marriage/among/frequency-of-feeling-wonder-about-the-universe/at-least-once-a-week/>), ONCE OR TWICE A MONTH (<http://www.pewforum.org/religious-landscape-study/views-about-same-sex-marriage/among/frequency-of-feeling-wonder-about-the-universe/once-or-twice-a-month/>), SEVERAL TIMES A YEAR (<http://www.pewforum.org/religious-landscape-study/views-about-same-sex-marriage/among/frequency-of-feeling-wonder-about-the-universe/several-times-a-year/>), SELDOM/NEVER (<http://www.pewforum.org/religious-landscape-study/views-about-same-sex-marriage/among/frequency-of-feeling-wonder-about-the-universe/seldom-never/>)


SWITCH DISPLAY TO: VIEWS ABOUT SAME-SEX MARRIAGE BY FREQUENCY OF FEELING WONDER ABOUT THE UNIVERSE (<http://www.pewforum.org/religious-landscape-study/compare-views-about-same-sex-marriage/by-frequency-of-feeling-wonder-about-the-universe/>)

FEELING WONDER ABOUT THE UNIVERSE/1

Sources of guidance on right and wrong by views about same-sex marriage
 % of adults who say they look to...most for guidance on right and wrong

Chart Table

Share Save Image




Sample sizes and margins of error vary from subgroup to subgroup, from year to year and from state to state. You can see the sample size for the estimates in this chart on rollover or in the last column of the table. And visit this table (http://www.pewforum.org/about-the-landscape-study/#state-detail) to see approximate margins of error for a group of a given size. Readers should always bear in mind the approximate margin of error for the group they are examining when making comparisons with other groups or assessing the significance of trends over time. For full question wording, see the survey questionnaire (http://www.pewforum.org/files/2015/11/2011.11.03_RIS_LI_questionnaire.pdf).

LEARN MORE: RELIGION (HTTP://WWW.PEWFORUM.ORG/RELIGIOUS-LANDSCAPE-STUDY/VIEWS-ABOUT-SAME-SEX-MARRIAGE/AMONG/SOURCES-OF-GUIDANCE-ON-RIGHT-AND-WRONG/RELIGION/), PHILOSOPHY/REASON (HTTP://WWW.PEWFORUM.ORG/RELIGIOUS-LANDSCAPE-STUDY/VIEWS-ABOUT-SAME-SEX-MARRIAGE/AMONG/SOURCES-OF-GUIDANCE-ON-RIGHT-AND-WRONG/PHILOSOPHY/REASON/), COMMON SENSE (HTTP://WWW.PEWFORUM.ORG/RELIGIOUS-LANDSCAPE-STUDY/VIEWS-ABOUT-SAME-SEX-MARRIAGE/AMONG/SOURCES-OF-GUIDANCE-ON-RIGHT-AND-WRONG/COMMON-SENSE/), SCIENCE (HTTP://WWW.PEWFORUM.ORG/RELIGIOUS-LANDSCAPE-STUDY/VIEWS-ABOUT-SAME-SEX-MARRIAGE/AMONG/SOURCES-OF-GUIDANCE-ON-RIGHT-AND-WRONG/SCIENCE/)

SWITCH DISPLAY TO: VIEWS ABOUT SAME-SEX MARRIAGE BY SOURCES OF GUIDANCE ON RIGHT AND WRONG (HTTP://WWW.PEWFORUM.ORG/RELIGIOUS-LANDSCAPE-STUDY/COMPARE/VIEWS-ABOUT-SAME-SEX-MARRIAGE/BY/SOURCES-OF-GUIDANCE-ON-RIGHT-AND-WRONG/)

Belief in absolute standards for right and wrong by views about same-sex marriage
 % of adults who say...




Sample sizes and margins of error vary from subgroup to subgroup, from year to year and from state to state. You can see the sample size for the estimates in this chart on rollover or in the last column of the table. And visit this table (<http://www.pewforum.org/about-the-alliance-landscape-study/tables-detail>) to see approximate margins of error for a group of a given size. Readers should always bear in mind the approximate margin of error for the group they are examining when making comparisons with other groups or assessing the significance of trends over time. For full question wording, see the survey questionnaire (http://www.pewforum.org/files/2015/11/2011.11.03_RIS_L_Cuestionnaire.pdf).

LEARN MORE: THERE ARE CLEAR STANDARDS FOR WHAT IS RIGHT AND WRONG (<http://www.pewforum.org/religious-landscape-study/views-about-same-sex-marriage/among-belief-in-absolute-standards-for-right-and-wrong/there-are-clear-standards-for-what-is-right-and-wrong/>), **RIGHT OR WRONG DEPENDS ON THE SITUATION** (<http://www.pewforum.org/religious-landscape-study/views-about-same-sex-marriage/among-belief-in-absolute-standards-for-right-and-wrong/right-or-wrong-depends-on-the-situation/>)

SWITCH DISPLAY TO: VIEWS ABOUT SAME-SEX MARRIAGE BY BELIEF IN EXISTENCE OF STANDARDS FOR RIGHT AND WRONG (<http://www.pewforum.org/religious-landscape-study/compare/views-about-same-sex-marriage/by-belief-in-absolute-standards-for-right-and-wrong/>)

Frequency of reading scripture by views about same-sex marriage
% of adults who read scripture...

Chart | Table | Share | Save Image



Sample sizes and margins of error vary from subgroup to subgroup, from year to year and from state to state. You can see the sample size for the estimates in this chart on rollover or in the last column of the table. And visit this table (<http://www.pewforum.org/about-the-religious-landscape-study/data-detail>) to see approximate margins of error for a group of a given size. Residents should always bear in mind the approximate margin of error for the group they are examining when making comparisons with other groups or assessing the significance of trends over time. For full question wording, see the survey questionnaire (http://www.pewforum.org/new/2015/11/2015.11.03_RLS_IL_questionnaire.pdf).


LEARN MORE: AT LEAST ONCE A WEEK (<http://www.pewforum.org/religious-landscape-study/news-about-same-sex-marriage/among/frequency-of-reading-scripture/at-least-once-a-week/>), ONCE OR TWICE A MONTH (<http://www.pewforum.org/religious-landscape-study/news-about-same-sex-marriage/among/frequency-of-reading-scripture/once-or-twice-a-month/>), SEVERAL TIMES A YEAR (<http://www.pewforum.org/religious-landscape-study/news-about-same-sex-marriage/among/frequency-of-reading-scripture/several-times-a-year/>), SELDOM/NEVER (<http://www.pewforum.org/religious-landscape-study/news-about-same-sex-marriage/among/frequency-of-reading-scripture/seldom-never/>)

SWITCH DISPLAY TO: VIEWS ABOUT SAME-SEX MARRIAGE BY FREQUENCY OF READING SCRIPTURE (<http://www.pewforum.org/religious-landscape-study/compare/news-about-same-sex-marriage-by-frequency-of-reading-scripture/>)

Interpreting scripture by views about same-sex marriage
 % of adults who say the holy scripture is...

Chart | Table

Share | Save Image



Sample sizes and margins of error vary from subgroup to subgroup, from year to year and from state to state. You can see the sample size for the estimates in the chart on rollover or in the last column of the table. And visit this table (<http://www.pewforum.org/about-the-religious-landscape-study/data-detail>) to see approximate margins of error for a group of a given size. Readers should always bear in mind the approximate margin of error for the group they are examining when making comparisons with other groups or assessing the significance of trends over time. For full question wording, see the survey questionnaire (http://www.pewforum.org/file/2015/11/2015_11_03_QLS_1_1_questionnaire.pdf).

LEARN MORE: WORD OF GOD; SHOULD BE TAKEN LITERALLY (<http://www.pewforum.org/religious-landscape-study/views-about-same-sex-marriage/among/interpreting-scripture/word-of-god-should-be-taken-literally/>), WORD OF GOD; NOT EVERYTHING TAKEN LITERALLY (<http://www.pewforum.org/religious-landscape-study/views-about-same-sex-marriage/among/interpreting-scripture/word-of-god-not-everything-taken-literally/>), NOT THE WORD OF GOD (<http://www.pewforum.org/religious-landscape-study/views-about-same-sex-marriage/among/interpreting-scripture/not-the-word-of-god/>)

SWITCH DISPLAY TO: VIEWS ABOUT SAME-SEX MARRIAGE BY INTERPRETATION OF SCRIPTURE (<http://www.pewforum.org/religious-landscape-study/compare/views-about-same-sex-marriage/by/interpreting-scripture/>)

Belief in Heaven by views about same-sex marriage
% of adults who ... in heaven

Chart Table

Share

Save Image

Sample sizes and margins of error vary from subgroup to subgroup, from year to year and from state to state. You can see the sample size for the estimates in this chart on rollover or in the last column of the table. And visit this table (<http://www.pewforum.org/about-the-religious-landscape-study/#data-detail>) to see approximate margins of error for a group of a given size. Readers should always bear in mind the approximate margin of error for the group they are examining when making comparisons with other groups or assessing the significance of trends over time. For full question wording, see the survey questionnaire (http://www.pewforum.org/files/2015/11/2015_11_03_RIS_IL_questionnaire.pdf).

LEARN MORE: BELIEVE (<http://www.pewforum.org/religious-landscape-study/views-about-same-sex-marriage/among/belief-in-heaven/believe/>), DON'T BELIEVE (<http://www.pewforum.org/religious-landscape-study/views-about-same-sex-marriage/among/belief-in-heaven/dontbelieve/>)

SWITCH DISPLAY TO: VIEWS ABOUT SAME-SEX MARRIAGE BY BELIEF IN HEAVEN (<http://www.pewforum.org/religious-landscape-study/compare/views-about-same-sex-marriage/by/belief-in-heaven/>)


Belief in Hell by views about same-sex marriage

% of adults who ... in hell

Chart Table

Share

Save Image



Sample sizes and margins of error vary from subgroup to subgroup, from year to year and from state to state. You can see the sample size for the estimates in this chart on rollover or in the last column of the table. And visit this table (<http://www.pewforum.org/about-the-religious-landscape-study/#data-detail>) to see approximate margins of error for a group of a given size. Readers should always bear in mind the approximate margin of error for the group they are examining when making comparisons with other groups or assessing the significance of trends over time. For full question wording, see the survey questionnaire (http://www.pewforum.org/files/2015/11/2015_11_03_RIS_IL_questionnaire.pdf).

LEARN MORE: BELIEVE (<http://www.pewforum.org/religious-landscape-study/views-about-same-sex-marriage/among/belief-in-hell/believe/>), DON'T BELIEVE (<http://www.pewforum.org/religious-landscape-study/views-about-same-sex-marriage/among/belief-in-hell/dontbelieve/>)

Views about same-sex marriage - Religion in America: U.S. Religious Data, Demographics and Statistics | Pew Research Ce... Page 15 of 15

MARRIAGE/AMONG/BELIEF-IN-HELL/DONT-BELIEVE/

SWITCH DISPLAY TO: VIEWS ABOUT SAME-SEX MARRIAGE BY BELIEF IN HELL (HTTP://WWW.PEWFORUM.ORG/RELIGIOUS-LANDSCAPE-STUDY/COMPARE-VIEWS-ABOUT-SAME-SEX-MARRIAGE/BY/BELIEF-IN-HELL)

.....

EXHIBIT NO. 12-3
CAUSE NO. 3:16cv417 CWR-LRA
WITNESS _____
CLERK JOYCE SMITH

JUN 23 2016

UNITED STATES DISTRICT COURT
SOUTHERN DISTRICT OF MISSISSIPPI
C. Bond, REPORTER

HOME > SPOTLIGHT ANALYSIS >

Attitudes on Same-sex Marriage by Religious Affiliation and Denominational Family

Robert P. Jones, Ph.D., 04.22.2015

Topics: LGBT | Religion & Culture

Tags: LGBT Issues | Same-Sex Marriage | Supreme Court


From the beginning, religious divides have been central to the same-sex marriage debate. And as opinions have shifted in the general population, so have those of faithful. In 2003, when Massachusetts became the first state to legalize same-sex marriage, nearly two-thirds (65 percent) of religiously unaffiliated Americans supported same-sex marriage, but there were no major religious groups in which a majority favored allowing gay and lesbian couples to marry.

A decade ago, the most supportive religious groups were white mainline Protestants and Catholics, with 36 percent and 35 percent support, respectively. Today, major religious groups reside on both sides of this issue and within many key groups—such as Catholics—support among rank and file members is now at odds with official church opposition.

Findings from PRRI's American Values Atlas, which draws on 40,000 interviews among a random sample of Americans, provides the most in-depth portrait to date of attitudes on same-sex marriage by religious affiliation.

**Attitudes on Same-sex Marriage
by Religious Affiliation and Denominational Family**

	Strongly favor	Favor	Oppose	Strongly oppose	Don't Know/Refused	N
Do you strongly favor, favor, oppose or strongly oppose allowing gay and lesbian couples to marry legally?						
All Americans	25	29	18	20	8=100	40,571
White evangelical Protestant	10	18	27	39	6=100	7,938
White evangelical Baptists	8	15	28	44	5=100	2,934
White evangelical Methodists	11	20	30	32	6=100	888
White evangelical Lutherans	16	29	23	25	7=100	574
White evangelical Presbyterians	10	29	26	29	6=100	372
White evangelical Church of Christ/DOC	8	18	25	44	5=100	401
White mainline Protestant	28	34	16	14	8=100	5,981



White mainline Baptists	20	33	18	21	7=100	799
White mainline Methodists	30	37	15	10	8=100	1,178
White mainline Lutherans	29	35	12	11	7=100	986
White mainline Presbyterians	31	38	15	9	7=100	607
White mainline Church of Christ/DOC	21	29	19	20	11=100	246
White Episcopalian	33	35	15	10	8=100	601
White Congregational/UCC	34	34	17	8	7=100	309
Black Protestant	13	25	24	30	9=100	3,913
Hispanic Protestant	13	22	30	28	7=100	1,198
Other non-white Protestant	16	25	20	27	11=100	990
Unitarian/Universalist*	74	20	2	4	0=100	50
Mormon	8	19	28	40	6=100	688
Jehovah's Witness	6	6	31	44	12=100	275
Catholic	23	32	17	13	9=100	8,529
White Catholic	26	35	17	14	8=100	5,628
Hispanic Catholic	18	42	18	13	10=100	2,236
Other non-white Catholic	28	34	16	16	9=100	665
Orthodox Christian	24	32	15	20	8=100	230
Jewish	47	30	8	9	6=100	724
Muslim	21	21	18	33	7=100	297
Buddhist	48	38	6	8	2=100	241
Hindu	19	36	18	12	14=100	204
Other religion	52	23	8	9	8=100	323
Unaffiliated	45	32	10	8	6=100	8,008

* Sample size is less than 100. Results should be interpreted with caution.
Source: PRRI, American Values Atlas, 2014.

The most supportive major religious groups are Buddhists (84 percent), Jews (77 percent), and Americans who select "Other religion" (75 percent); additionally, more than three-quarters (77 percent) of the religiously unaffiliated also support same-sex marriage.

More than six in ten (62 percent) white mainline Protestants support same-sex marriage. Among white mainline Protestant denominations, support ranges from 69 percent support among white mainline Presbyterians and 68 percent among both white Episcopalians and white Congregationalists/United Church of Christ members, to lower support among white mainline Baptists (53 percent) and white mainline Church of Christ/Disciples (50 percent).

And while the Catholic Church officially opposes the legalization of same-sex marriage, about six in ten white (61 percent), Hispanic (60 percent), and other non-white Catholics (60 percent) support allowing gay and lesbian couples to marry legally. A majority of orthodox Christians (56 percent) also support same-sex marriage.

On the other side of the debate, majorities of Jehovah's Witnesses (75 percent), Mormons (68 percent), white evangelical Protestants (66 percent), Hispanic Protestants (58 percent), and black Protestants (54 percent) oppose allowing gay and lesbian couples to marry legally. Among white evangelical Protestant denominations, white evangelical Baptists are the most opposed (72 percent), while white evangelical Lutherans are nearly evenly divided (45 percent favor, 48 percent opposed).

As I recently noted in *The Atlantic*, even among religiously affiliated Americans, supporters today actually

outnumber opponents. Among all religiously affiliated Americans, 47 percent favor allowing gay and lesbian couples to marry, compared to 45 percent who oppose. And support among all religious Americans has jumped nearly 20 percentage points, up from 28 percent in 2003.

The massive sample size of The American Values Atlas also makes possible a 50-state map of American opinions on same-sex marriage.

For more public opinion on same-sex marriage, see PRRI's "Everything You Need to Know about Same-sex Marriage for the Upcoming SCOTUS Case."

PRRI

2027 Massachusetts Avenue NW, Floor 3
Washington, DC 20036

GENERAL INFORMATION

info@ppri.org
202.238.9424

MEDIA INQUIRIES

Joanna Piacenza
press@ppri.org
202.350.4365

TERMS OF USE PRIVACY POLICY

EXHIBIT NO. D-4
CAUSE NO. 3:16cv417 CWR-LRA
WITNESS _____
CLERK JOYCE SMITH

JUN 23 2016

UNITED STATES DISTRICT COURT
SOUTHERN DISTRICT OF MISSISSIPPI
C. Bund, REPORTER